

Optimal Portfolio Problem for Stochastic-Volatility, Jump-Diffusion Models with Jump-Bankruptcy Condition: Practical Theory and Computation

BFS 2008 Full Paper with Corrections

Floyd B. Hanson

Department of Math., Stat., and Computer Science, M/C 249

University of Illinois at Chicago

`hanson@math.uic.edu`

November 20, 2009

Abstract

This paper treats the risk-averse optimal portfolio problem with consumption in continuous time with a stochastic-volatility, jump-diffusion (SVJD) model of the underlying risky asset and the volatility. The new developments are the use of the SVJD model with double-uniform jump-amplitude distributions and time-varying market parameters for the optimal portfolio problem. Although unlimited borrowing and short-selling play an important role in pure diffusion models, it is shown that borrowing and short-selling are constrained for jump-diffusions. Finite range jump-amplitude models can allow constraints to be very large in contrast to infinite range models which severely restrict the optimal instantaneous stock-fraction to $[0,1]$. The reasonable constraints in the optimal stock-fraction due to jumps in the wealth argument for stochastic dynamic programming jump integrals remove a singularity in the stock-fraction due to vanishing volatility. Main modifications for the usual constant relative risk aversion (CRRA) power utility model are for handling the partial integro-differential equation (PIDE) resulting from the additional variance independent variable, instead of the ordinary integro-differential equation (OIDE) found for the pure jump-diffusion model of the wealth process. In addition to natural constraints due to jumps when enforcing the positivity of wealth condition, other constraints are considered for all practical purposes under finite market conditions. Computational, result are presented for optimal portfolio values, stock fraction and consumption policies. Also, a computationally practical solution of Heston's (1993) square-root-diffusion model for the underlying asset variance is derived. This shows that the nonnegativity of the variance is preserved through the proper singular limit of a simple perfect-square form. An exact, nonsingular solution is found for a special combination of the Heston stochastic volatility parameters.

Key words: optimal-portfolio problem, stochastic-volatility, jump-diffusion, finite markets, jump-bankruptcy condition, double-uniform jump-amplitudes, nonnegative-variance verification.

1 Introduction

The empirical distribution of daily log-returns for real financial investments differs in many ways from the ideal pure diffusion process with its log-normal distribution as assumed in the Black-Scholes-Merton option pricing model [10, 47]. One of the most significant differences is that actual log-returns exhibit occasional large jumps in value, whereas the diffusion process in Black-Scholes [10] is continuous. Statistical evidence of jumps in various financial markets is given by Ball and Torous [7], Jarrow and Rosenfeld [34], and Jorion [36]. Long before this statistical-jump evidence, Merton [48] (also [49, Chap. 9]) published a pioneering jump-diffusion model using log-normal jump-amplitudes. Other jump-diffusion models were proposed including Kou and Wang's log-double-exponential [39, 40] and Hanson and Westman's log-uniform [25, 27] jump-diffusion models or Zhu and Hanson's log-double-uniform model [59, 60]. However, it is difficult to separate the outlying jumps from the diffusion, although separating out the diffusion is a reasonable task as shown by Ait-Sahalia [1].

Another difference is that the empirical log-returns are usually negatively skewed, since the negative jumps or crashes are likely to be larger or more numerous than the positive jumps for many instruments over sufficiently long periods, whereas the normal distribution associated with the logarithm of the diffusion process is symmetric and hence has zero skew. A third difference is that the empirical distribution is usually leptokurtic, since the coefficient of kurtosis, i.e., the variance-normalized fourth central moment [16], is bounded below by the normal distribution kurtosis value of three. Qualitatively, this means that the tails are fatter than a normal with the same mean and standard deviation, compensated by a distribution that is also more slender about the mode (local maximum).

A fourth difference is that the market exhibits time-dependence in the distributions of log-returns, so that the associated parameters are time-dependent. In particular, another significant difference is the volatility, which is time-dependent and stochastic, i.e., we have stochastic volatility. Stochastic volatility in the market, mostly in options pricing, has been studied by Garman and Klass [19], Johnson and Shanno [35], Ball and Torous [6], Hull and White [32], Wiggins [55], Stein and Stein [54, see corrections in [5]], Ball and Roma [5], Scott [53], and Lord, KoekKoek and Dijk [42]. The mean-reverting, square-root-diffusion, stochastic-volatility model of Heston [30] is frequently used. Heston's model derives from the CIR model of Cox, Ingersoll and Ross [13] for interest rates. The CIR paper also cites the Feller [17] justification for proper (Feller) boundary conditions, process nonnegativity and the distribution for the general square-root diffusions. In a companion paper to the CIR model paper, Cox et al. [12] present the more general theory for asset processes. In their monograph, Fouque, Papanicolaou and Sircar [18] cover many issues involving various models with stochastic volatility. Andersen, Benzoni and Lund [2], as well as others, have statistically confirmed the importance of both stochastic volatility and jumps in equity returns. In their often cited paper on affine jump-diffusions, Duffie, Pan and Singleton [15] include a section on various stochastic-volatility, jump-diffusion models. Bates [9] studied stochastic-volatility, jump-diffusion models for exchange rates. Broadie and Kaya [11] devised an exact simulation method for stochastic-volatility, affine-jump-diffusion models for option pricing in the sense of an unbiased Monte Carlo estimator. Yan and Hanson [56, 57, 29] explored theoretical and computational issues for both European and American option pricing using stochastic-volatility, jump-diffusion models with log-uniform jump-amplitude distributions.

For the optimal portfolio with consumption problem, Merton [45, 46] (see also [49, Chap-

ters 4-6)), in a prior pioneering paper, analyzed the optimal consumption and investment portfolio with geometric Brownian motion and examined an example of hyperbolic absolute risk-aversion (HARA) utility having explicit solutions. Generalizations to jump-diffusions consisting of Brownian motion and compound Poisson processes with general random finite amplitudes are briefly discussed. Earlier in [44] ([49, Chapter 4]), Merton also examined constant relative risk-aversion problems.

In the 1971 Merton paper [45, 46] there are a number of errors, in particular in boundary conditions for bankruptcy (negative wealth) and vanishing consumption. Some of these problems are directly due to using a general form of the HARA utility model. These errors are very thoroughly discussed in a seminal collection assembled by Sethi [51] from his papers and those with his coauthors. Sethi in his introduction [51, Chapter 1] thoroughly summarizes these errors and subsequent generalizations. In particular, basic papers of concern here are the *KLSS* paper with Karatzas, Lehoczky, Sethi and Shreve [37] (reprint [51, Chapter 2]) for exact solutions in the infinite horizon case and with Taksar [52] (reprint [51, Chapter 2]) pinpointing the errors in Merton's [45, with [46] erratum] work.

Hanson and Westman [22, 28] reformulated an important external events model of Rishel [50] solely in terms of stochastic differential equations and applied it to the computation of the optimal portfolio and consumption policies problem for a portfolio of stocks and a bond. The stock prices depend on both scheduled and unscheduled jump external events. The complex computations were illustrated with a simple log-bi-discrete jump-amplitude model, either negative or positive jumps, such that both stochastic and quasi-deterministic jump magnitudes were estimated. In [23], they constructed a jump-diffusion model with marked Poisson jumps that had a log-normally distributed jump-amplitude and rigorously derived the density function for the diffusion and log-normal-jump stock price log-return model. In [24], this financial model is applied to the optimal portfolio and consumption problem for a portfolio of stocks and bonds governed by a jump-diffusion process with log-normal jump amplitudes and emphasizing computational results. In two companion papers, Hanson and Westman [25, 26] introduce the log-uniform jump-amplitude jump-diffusion model, estimate the parameter of the jump-diffusion density with weighted least squares using the S&P500 data and apply it to portfolio and consumption optimization. In [27], they study the time-dependence of the jump-diffusion parameter on the portfolio optimization problem for the log-uniform jump-model. The appeal of the log-uniform jump model is that it is consistent with the stock exchange introduction of *circuit breakers* [3] in 1988 to limit extreme changes, such as occurred in the crash of 1987, in stages. On the contrary, the normal [48, 2, 23] and double-exponential jump [39, 40] models have an infinite domain, which is not a problem for the diffusion part of the jump-diffusion distribution since the contribution in the dynamic programming formulation is local appearing only in partial derivatives. However, the influence of the jump part in dynamic programming is global through integrals with integrands that have shifted arguments. This has important consequences for the choice of jump distribution since the portfolio wealth restrictions will depend on the range of support of the jump density.

However, there has been much less effort on the optimal portfolio with consumption problem when stochastic volatility is included, and what is available tends to be very theoretical in nature. Cox, Ingersoll and Ross [12] consider the very general optimal portfolio with consumption problem for a very general state vector that could include stochastic volatility and a von Neumann-Morganstern utility, and in the CIR model paper [13] considered the special case of the logarithmic utility. Wiggins [55] considers the optimal portfolio problem for the log-utility investor with

stochastic volatility and using equilibrium arguments for hedging. Zariphopoulou [58] analyzes the optimal portfolio problem with CRRA utility, a *stochastic factor*, i.e., stochastic volatility, and unhedgeable risk.

In this paper, the log-double-uniform jump-amplitude, jump-diffusion asset model with a Heston model stochastic volatility is applied to the portfolio and consumption optimization problem. In Section 2, the stochastic-volatility, jump-diffusion model is formulated as the underlying two-dimension process for the optimal portfolio and consumption problem. In Section 3, the portfolio optimization with consumption problem is formulated by stochastic dynamic programming and jump-no-bankruptcy conditions are derived. In Section 4, the canonical solutions for CRRA power and logarithmic utilities are derived using a implicit type of Bernoulli transformation. In Appendix A, the preservation of positivity of the optimal wealth from positive initial wealth is formally justified. In Appendix B, the positivity of the variance is verified using a proper singular limit of a perfect-square form and an exact, nonsingular solution is given for special values of the Heston model [30] stochastic-volatility parameters. In Section 6, conclusions are drawn.

2 Optimal portfolio problem and underlying SVJD model

Let $S(t)$ be the price of a single underlying financial asset, such as a stock or mutual fund, governed by a Markov, geometric jump-diffusion stochastic differential equation with time-dependent coefficients,

$$dS(t) = S(t) \left(\mu_s(t)dt + \sqrt{V(t)}dG_s(t) + \nu_s(V(t), t, Q)dP_s(t; Q) \right), \quad (2.1)$$

with $S(0) = S_0 > 0$, where $\mu_s(t)$ is the mean appreciation return rate at time t , $V(t) = \sigma_s^2(t)$ is the diffusive variance, $dG_s(t)$ is a continuous Gaussian process with zero mean and dt variance (the usual symbol W is used here for wealth and B is used for the bond price), $dP_s(t; Q)$ is a discontinuous, standard Poisson process with jump rate $\lambda_s(t)$, with common mean-variance of $\lambda_s(t)dt$, and associated jump-amplitude $\nu_s(v, t, q)$ with IID log-return mark Q jump-mean $\mu_j(t)$ and jump-variance $\sigma_j^2(t)$. The stochastic processes $G_s(t)$ and $P_s(t)$ are assumed to be Markov and pairwise independent. The jump-amplitude, $\nu_s(V(t), t, Q) > -1$, given that a Poisson jump in time occurs, is also independently distributed, at pre-jump time T_k^- and mark Q_k . In Eq. (2.1), the following short-hand notation is used,

$$\nu_s(V(t), t, Q)dP_s(t; Q) \equiv \sum_{k=P_s(t; Q)+1}^{(P_s+dP_s)(t; Q)} \nu_s(V(T_k^-), T_k^-, Q_k),$$

provided $dP_s(t; Q) \geq 1$, else the sum is defined as zero by convention, where T_k^- is the k th pre-jump time. The Q_k are IID random variables with jump-amplitude mark density $\phi_Q(q; t)$ on the mark-space \mathcal{Q} .

There are many jump-amplitude distributions for the log-return that are used to define $\phi_Q(q; t)$. Among them are the log-normal jump-amplitude distribution used by Merton [48] in his pioneering jump-diffusion finance paper (see also Hanson and Westman [24]), the log-double-exponential distribution used by Kou and coauthor [39, 40], and the log-uniform and log-double-uniform distributions used by Hanson and coauthors [25, 26, 59, 60, 57]. Since it is difficult to determine what

the market jump-amplitude distribution is, the double-uniform distribution is the simplest distribution that clearly satisfies the critical fat-tail property and allows separation of crash and rally behaviors by the double composite property. So, let the log-double-uniform density be

$$\phi_Q(q; v, t) \equiv \left\{ \begin{array}{ll} 0, & -\infty < q < a(v, t) \\ p_1(v, t)/|a|(v, t), & a(v, t) \leq q < 0 \\ p_2(v, t)/b(v, t), & 0 \leq q \leq b(v, t) \\ 0, & b(v, t) < q < +\infty \end{array} \right\}, \quad (2.2)$$

where $a(v, t) < 0 < b(v, t)$, $p_1(v, t) \geq 0$ is the probability of a negative jump and $p_2(v, t) \geq 0$ is the probability of a non-negative jump such that $p_1(v, t) + p_2(v, t) = 1$. Otherwise, a well-defined form of the log-double-uniform distribution is

$$\Phi_Q(q; v, t) = p_1(v, t) \frac{q - a(v, t)}{|a|(v, t)} \mathcal{I}_{\{a(v, t) \leq q < 0\}} + \left(p_1(v, t) + p_2(v, t) \frac{q}{b(v, t)} \right) \mathcal{I}_{\{0 \leq q < b(v, t)\}} + \mathcal{I}_{\{b(v, t) \leq q < \infty\}},$$

where \mathcal{I}_S is the indicator function for set S . Since the double-uniform jump-amplitude distribution is used here and elsewhere for the stock log-return variable.

Also, it is desirable to keep the mark variable as simple as possible, let the mark variable be the jump in the log-return [21], i.e.,

$$Q \equiv \text{Jump}[\ln(S)](t) = \ln((1 + \nu_s(V(t), t, Q))S(t)) - \ln(S(t)) = \ln(1 + \nu_s(V(t), t, Q))$$

or

$$\nu_s(v, t, q) \equiv e^q - 1, \quad (2.3)$$

leaving the v and t dependence in $a(v, t)$ and $b(v, t)$

The stock price SDE (2.1) is similar in prior work [23, 24], except that time-dependent coefficients introduce more realism here as used in [60].

The stochastic variance is modeled with the Cox-Ingersoll-Ross (CIR) [12, 13] and Heston [30] mean-reverting stochastic volatility, $\sigma_s(t) = \sqrt{V(t)}$, and square-root diffusion with parameters $(\kappa_v(t), \theta(t), \sigma_v(t))$:

$$dV(t) = \kappa_v(t) (\theta_v(t) - V(t)) dt + \sigma_v(t) \sqrt{V(t)} dG_v(t), \quad (2.4)$$

with $V(0) = V_0 > 0$, log-rate $\kappa_v(t) > 0$, reversion-level $\theta_v(t) > 0$ and *volatility of volatility (variance)* $\sigma_v(t) > 0$, where $G_s(t)$ and $G_v(t)$ are standard Brownian motions for $S(t)$ and $V(t)$, respectively, with correlation $\text{Corr}[dG_s(t), dG_v(t)] = \rho dt = \rho(t)dt$. It will be assumed that the variance is nonnegative, i.e., $V(t) \geq 0$, but see Appendix B for important practical qualifications in theory and computation. Equations (2.1) and (2.4) comprise the underlying stochastic-volatility, jump-diffusion (SVJD) model. See also [9, 53, 18, 56, 57, 29] for other applications.

The riskless asset with a variable interest rate yields variable deterministic exponential growth,

$$dB(t) = r(t)B(t)dt, \quad (2.5)$$

where $B(0) > 0$ and $r(t)$ is the interest rate.

The portfolio consists of the stock $S(t)$ and the bond $B(t)$ with instantaneous portfolio-fractions $U_s(t)$ and $U_b(t)$, respectively, such that $U_b(t) = 1 - U_s(t)$. The wealth $W(t)$ satisfies the self-financing condition, so that

$$dW(t) = W(t) \cdot \left(r(t)dt + U_s(t) \cdot \left((\mu_s(t) - r(t))dt + \sqrt{V(t)}dG_s(t) + \nu_s(V(t), t, Q)dP_s(t; Q) \right) \right) - C(t)dt, \quad (2.6)$$

where $W(0) = W_0 > 0$, $U_b(t)$ has been eliminated and $C(t)$ is the instantaneous consumption. The portfolio dS(t) system consists of the wealth equation in (2.6) plus an additional equation for the variance (volatility) equation in (2.4) beyond the usual portfolio problem [44, 45]. The system is subject to constraints that there be no bankruptcy, $W(t) \geq 0$, that for the stock fraction to be a control it must satisfy,

$$U_0^{(\min)}(V(t), t) \leq U_s(t) \leq U_0^{(\max)}(V(t), t), \quad (2.7)$$

that consumption cannot exceed a certain fraction of wealth, i.e.,

$$0 \leq C(t) \leq C_0^{(\max)}(V(t), t) \cdot W(t) \quad (2.8)$$

with $0 < C_0^{(\max)}(V(t), t) < 1$, and that there be nonnegative variance, $V(t) \geq 0$. Note that it is assumed that the instantaneous stock fraction will not be constrained to $[0, 1]$, but excess short-selling will be allowed, i.e., $U_s(t) < 0$, and similarly excess borrowing, i.e., $U_b(t) < 0$.

Later, we will find an additional constraint on the stock-fraction as a consequence of the effect of jumps on the bankruptcy condition [60]. Note that Merton's [45] definition of bankruptcy $W(t) < 0$ differs from the Karatzas et al. [37] definition $W(t) = 0$, since that just means no wealth while $W(t) < 0$ means that the investor is in debt. Here we take a more practical view looking a positivity of wealth due to linear properties of the equation and ignore the unreal and peculiar limits of infinite wealth and vanishing probabilities as discussed in Appendix refAppendixWpositive.

The optimization criterion or performance index is the optimal, conditionally expected, discounted utility of final wealth plus the cumulative, discounted utility of running consumption,

$$J^*(w, v, t) = \max_{u, c} \left[\mathbb{E} \left[e^{-\bar{\beta}(t; t_f)} \mathcal{U}_w(W(t_f)) + \int_t^{t_f} e^{-\bar{\beta}(t; \tau)} \mathcal{U}_c(C(\tau)) d\tau \middle| \mathcal{C} \right] \right], \quad (2.9)$$

where $\mathcal{C} = \{W(t) = w, V(t) = v, C(t) = c, U_s(t) = u\}$ is the conditioning, $\bar{\beta}(t; \tau) \equiv \int_t^\tau \beta(y) dy$ is the cumulative discount, $\beta(t)$ is the instantaneous discount, $\mathcal{U}_w(w)$ is the utility of the final wealth w and $\mathcal{U}_c(c)$ is the utility of the instantaneous consumption c . The consumption c and the stock-fraction u are obviously the two control variables of the optimal portfolio problem and are derived as the arguments of the maximization.

There are several side conditions deducible from the criterion (2.9). As the final time is approached, $t \rightarrow t_f^-$, the final condition is obtained,

$$J^*(w, v, t_f^-) = \mathcal{U}_w(w), \quad (2.10)$$

for any final wealth level $w > 0$. As the wealth approached zero, $w \rightarrow 0^+$, so does the consumption, $c \rightarrow 0^+$, since it is constrained as a fraction of wealth and by definition zero wealth is an

absorbing boundary with boundary condition, from the objective (2.9),

$$J^*(0^+, v, t) = \mathcal{U}_w(0^+) e^{-\bar{\beta}(t; t_f)} + \mathcal{U}_c(0^+) \int_t^{t_f} e^{-\bar{\beta}(t; \tau)} d\tau, \quad (2.11)$$

for any t in $[0, t_f]$. Merton [49, Chap. 6] states that for no arbitrage, zero wealth must be an absorbing state.

3 Portfolio stochastic dynamic programming

Upon applying stochastic dynamic programming (SDP) to the stochastic optimal control problem posed in the previous section, the PDE of stochastic dynamic programming in Hamiltonian form can be shown to be

$$0 = J_t^*(w, v, t) + \mathcal{H}(w, v, t; u^*(w, v, t), c^*(w, v, t)), \quad (3.1)$$

where $J_t^*(w, v, t)$ is the time partial derivative of $J^*(w, v, t)$ and the (pseudo) Hamiltonian is

$$\begin{aligned} \mathcal{H}(w, v, t; u, c) \equiv & -\beta(t)J^*(w, v, t) + \mathcal{U}_c(c) + ((r(t) + (\mu_s(t) - r(t))u)w - c)J_w^*(w, v, t) \\ & + \frac{1}{2}vu^2w^2J_{ww}^*(w, v, t) + \kappa_v(t)(\theta_v(t) - v)J_v^*(w, v, t) \\ & + \frac{1}{2}\sigma_v^2(t)vJ_{vv}^*(w, v, t) + \rho\sigma_v vuwJ_{wv}^*(w, v, t) \\ & + \lambda_s(t) \left(\frac{p_1(v, t)}{|a|(v, t)} \int_{a(v, t)}^0 + \frac{p_2(v, t)}{b(v, t)} \int_0^{b(v, t)} \right) \\ & \cdot (J^*(K(u, q)w, v, t) - J^*(w, v, t)) dq, \end{aligned} \quad (3.2)$$

where

$$K(u, q) \equiv 1 + (e^q - 1)u \quad (3.3)$$

is the critical function for the natural jump bankruptcy condition [60] to guarantee no bankruptcy. (See the applied derivations in Hanson [21, page 190, Exercises 3-4] in the case of discounting.) The double-uniform density (2.2) has been used to obtain the explicit jump-integral formulation in the last line of (3.2).

3.1 Wealth jump positivity constraint

Although, the no bankruptcy condition requires that wealth be positive or at least nonnegative, due to the fact that the wealth equation is effectively linear in wealth and as explained later in an Appendix A if the wealth starts out positive it must remain positive $w > 0$, including the postjump wealth, $K(u, q)w > 0$. Hence, we must have

$$K(u, q) > 0.$$

Since the variate and parameters of the market double-uniform jump-amplitude distribution satisfy $a(v, t) \leq q \leq b(v, t)$ and $a(v, t) < 0 < b(v, t)$, then the lower bound on the critical function satisfies

$$K(u, q) \geq \left\{ \begin{array}{ll} K(u, a(v, t)), & u > 0 \\ K(u, b(v, t)), & u < 0 \end{array} \right\} > 0.$$

This leads to the natural jump-bankruptcy, stock-fraction control bounds to enforce the no bankruptcy condition upon reformulating the lemma in Zhu and Hanson [60] for dependence on stochastic-volatility, v , in addition to dependence on time, t .

Lemma 3.1 Jump stock-fraction control bounds for non-negative wealth:

$$\widehat{u}_0^{(\min)}(v, t) \equiv \frac{-1}{\nu_s(v, t, b(v, t))} = \frac{-1}{e^{b(v, t)} - 1} < u < \frac{+1}{1 - e^{a(v, t)}} = \frac{+1}{-\nu_s(v, t, a(v, t))} \equiv \widehat{u}_0^{(\max)}(v, t). \quad (3.4)$$

Remarks 3.1:

- Here, $\widehat{u}_0^{(\min)}(v, t)$ and $\widehat{u}_0^{(\max)}(v, t)$ naturally define the upper and lower bounds on the admissible stock-fraction control space due to the positive wealth constraint. When the mark space, $[a(t), b(t)]$, is finite such that $-B_a^+ \leq a(v, t) \leq -B_a^- < 0 < B_b^- \leq b(v, t) \leq B_b^+$ for some positive constants B_a^\pm and B_b^\pm , then $\widehat{u}_0^{(\min)}(v, t)$ and $\widehat{u}_0^{(\max)}(v, t)$ are obviously finite, since $0 < 1 - e^{-B_a^-} \leq 1 - e^{a(v, t)} \leq 1 - e^{-B_a^+} < 1$ with similar bounds for the denominator $e^{b(v, t)} - 1$.
- However, if the jump distribution is of infinite range like the log-normal and log-double exponential jump-amplitude distribution, then the admissible stock-fraction controls must be in $[0, 1]$, and short-selling as well as borrowing would be severely restricted. For the case of diffusion and stochastic volatility (SVD) only, this extra restriction does not apply due to the absence of jumps.

3.2 Hamiltonian regular optimization conditions

Before attempting to solve the PDE of SDP, the Hamiltonian equations are used to get the critical points that determine the regular controls, i.e., the optimal controls in absence of constraints. Thus, the critical point for regular consumption control is found from

$$\left(\frac{\partial \mathcal{H}}{\partial c} \right)^{(\text{reg})}(w, v, t; u^{(\text{reg})}, c^{(\text{reg})}) = \mathcal{U}'_c(c^{(\text{reg})}(w, v, t)) - J_w^*(w, v, t) = 0,$$

so $c^{(\text{reg})}(w, v, t)$ is given implicitly by

$$\mathcal{U}'_c(c^{(\text{reg})}(w, v, t)) = J_w^*(w, v, t) \quad (3.5)$$

and $c^*(w, v, t) = c^{(\text{reg})}(w, v, t)$ if $c^{(\text{reg})}(w, v, t) \leq w \cdot C_0^{(\max)}(v, t)$. The optimal consumption control will generally be a composite bang-regular-bang control,

$$c^*(w, v, t) = \left\{ \begin{array}{ll} 0, & c^{(\text{reg})}(w, v, t) \leq 0 \\ c^{(\text{reg})}(w, v, t), & 0 \leq c^{(\text{reg})}(w, v, t) \leq w \cdot C_0^{(\max)}(v, t) \\ w \cdot C_0^{(\max)}(v, t), & w \cdot C_0^{(\max)}(v, t) \leq c^{(\text{reg})}(w, v, t) \end{array} \right\}. \quad (3.6)$$

The Hamiltonian condition for the regular stock-fraction control is

$$\begin{aligned} \left(\frac{\partial \mathcal{H}}{\partial u} \right)^{(\text{reg})} (w, v, t; u^{(\text{reg})}, c^{(\text{reg})}) &= (\mu_s(t) - r(t))w J_w^*(w, v, t) + v u^{(\text{reg})}(w, v, t) w^2 J_{ww}^*(w, v, t) \\ &\quad + \rho \sigma_v v w J_{wv}^*(w, v, t) \\ &\quad + \lambda_s(t) \left(\frac{p_1(v, t)}{|a|(v, t)} \int_{a(v, t)}^0 + \frac{p_2(v, t)}{b(v, t)} \int_0^{b(v, t)} \right) \\ &\quad \cdot (e^q - 1) w J_w^* (K(u^{(\text{reg})}(w, v, t), q) w, v, t) dq = 0, \end{aligned}$$

with sufficient differentiability of J^* using (3.3). So, $u^{(\text{reg})}(w, v, t)$ is given implicitly by

$$\begin{aligned} v w^2 J_{ww}^*(w, v, t) u^{(\text{reg})}(w, v, t) &= -(\mu_s(t) - r(t))w J_w^*(w, v, t) - \rho \sigma_v v w J_{wv}^*(w, v, t) \\ &\quad - \lambda_s(t) w \left(\frac{p_1(v, t)}{|a|(v, t)} \int_{a(v, t)}^0 + \frac{p_2(v, t)}{b(v, t)} \int_0^{b(v, t)} \right) \\ &\quad \cdot (e^q - 1) J_w^* (K(u^{(\text{reg})}(w, v, t), q) w, v, t) dq \end{aligned} \quad (3.7)$$

and $u^*(w, v, t) = u^{(\text{reg})}(w, v, t)$ if $u^{(\text{reg})}(w, v, t)$ is an admissible control, assuming that $u(w, v, t) = U(t)$ is an admissible instantaneous stock-fraction control if it satisfies the constraint (2.7), assuming specified bounds $U_0^{(\min)}(v, t)$ and $U_0^{(\max)}(v, t)$, are independent of w . Hence, the optimal stock-fraction control will generally be a composite bang-regular-bang control,

$$u^*(w, v, t) = \left\{ \begin{array}{ll} U_0^{(\min)}(v, t), & u^{(\text{reg})}(w, v, t) \leq U_0^{(\min)}(v, t) \\ u^{(\text{reg})}(w, v, t), & U_0^{(\min)}(v, t) \leq u^{(\text{reg})}(w, v, t) \leq U_0^{(\max)}(v, t) \\ U_0^{(\max)}(v, t), & U_0^{(\max)}(v, t) \leq u^{(\text{reg})}(w, v, t) \end{array} \right\}. \quad (3.8)$$

A good choice for the admissible bounds, $U_0^{(\min)}(v, t)$ and $U_0^{(\max)}(v, t)$, would be the natural stock-fraction control jump bounds, $\hat{u}_0^{(\min)}(v, t)$ and $\hat{u}_0^{(\max)}(v, t)$, given in (3.4).

4 CRRA canonical solution to optimal portfolio problem

The constant relative risk aversion (CRRA) utility when $\gamma < 1$ is a power utility [49], but is a logarithm when the power γ is zero,

$$\mathcal{U}(x) = \left\{ \begin{array}{ll} x^\gamma / \gamma, & \gamma \neq 0 \\ \ln(x), & \gamma = 0 \end{array} \right\}. \quad (4.1)$$

The range $\gamma < 1$ represents several kinds of risk aversion, but, in general, the relative risk-aversion (RRA) is defined by $RRA(x) \equiv -\mathcal{U}''(x)/(\mathcal{U}'(x)/x) = (1 - \gamma) > 0$, $\gamma < 1$. The utility corresponding to the value $\gamma = 0$, arising from the well-defined limit of $(x^\gamma - 1)/\gamma$ as $\gamma \rightarrow 0$, is a popular level of risk aversion associated with the Kelly capital growth criterion [38]. The negative range $\gamma < 0$ represents extreme risk aversion, and the range $0 < \gamma < 1$ represents a more moderate level of risk aversion. The value $\gamma = 1$ signifies risk-neutral behavior and the remainder $\gamma > 1$ means risk-loving behavior.

4.1 CRRA power case, $\gamma < 1$, but $\gamma \neq 0$

Setting both utilities to a common form, $\mathcal{U}_c(x) = \mathcal{U}(x) = \mathcal{U}_w(x)$, and noting the final condition (2.10) now is $J^*(w, v, t_f^-) = \mathcal{U}(w)$, the following CRRA canonical form of the solution is suggested for the SVJD vector process,

$$J^*(w, v, t) = \mathcal{U}(w)J_0(v, t), \quad (4.2)$$

when $\gamma \neq 0$ and $\gamma < 1$, where $J_0(v, t)$ is a function of the variance and time that is to be determined based on the consistency of (4.2). The $\gamma = 0$ case requires an additional wealth-independent term $J_1(v, t)$ and the risk-neutral $\gamma = 1$ case leads to a singular control problem. The original final condition (2.10) yields the greatly reduced final condition $J_0(v, t_f) = 1$. The solution derivative $J_w^*(w, v, t) = w^{\gamma-1}J_0(v, t)$ is valid even when $\gamma = 0$ and leads to

$$(c^{(\text{reg})})^{\gamma-1}(w, v, t) = w^{\gamma-1}J_0(v, t).$$

This can be solved explicitly for the regular consumption control,

$$c^{(\text{reg})}(w, v, t) = wJ_0^{1/(\gamma-1)}(v, t) \equiv wc_0^{(\text{reg})}(v, t) \quad (4.3)$$

where the consumption wealth fraction $c_0^{(\text{reg})}(v, t) = J_0^{1/(\gamma-1)}(v, t) \leq C_0^{(\text{max})}(v, t)$ and $0 \leq C_0^{(\text{max})}(v, t) \leq 1$, the fraction of wealth depending on investor preference. Note that the linear form (4.3) in w is consistent with the linear bound (2.8) on the consumption $C(t)$. In the presence of consumption control constraints, the general optimal consumption control $c^*(w, v, t) = w \cdot c_0^*(v, t)$ is calculated from the composite form (3.6) using $c^{(\text{reg})}(w, v, t) = w \cdot c_0^{(\text{reg})}(v, t)$.

Next using $J_{ww}^*(w, v, t) = (\gamma - 1)w^{\gamma-2}J_0(v, t)$ similarly leads to a reduced implicit formula for the regular stock fraction control from (3.7),

$$u^{(\text{reg})}(w, v, t) = u_0^{(\text{reg})}(v, t) \equiv \frac{1}{(1-\gamma)v} (\mu_s(t) - r(t) + \rho\sigma_v v (J_{0,v}/J_0)(v, t) + \lambda_s(t)I_1(u_0^{(\text{reg})}(v, t), v, t)), \quad (4.4)$$

independent of the wealth w with $v > 0$, where

$$I_1(u, v, t) \equiv \left(\frac{p_1(v, t)}{|a|(v, t)} \int_{a(v, t)}^0 + \frac{p_2(v, t)}{b(v, t)} \int_0^{b(v, t)} \right) (e^q - 1) K^{\gamma-1}(u, q) dq \quad (4.5)$$

is a jump integral, valid even when $\gamma = 0$.

Note that in the pure diffusion CRRA utility case with constant coefficients, i.e., $\mu_s(t) = \mu_0$, $r(t) = r_0$, $v = \sigma_0^2$ and $\lambda_s(t) = 0$, the regular control in (4.4) becomes Merton's fraction [44],

$$u^{(\text{reg})}(w, \sigma_0^2, t) = \frac{\mu_0 - r_0}{(1-\gamma)\sigma_0^2}. \quad (4.6)$$

In the presence of stock-fraction control constraints, the general optimal stock-fraction control

$$u^*(w, v, t) = u_0^*(v, t) \quad (4.7)$$

is calculated from the composite form (3.8) with bounds (2.7) using

$$u^{(\text{reg})}(w, v, t) = u_0^{(\text{reg})}(v, t).$$

It is easy to see from (4.4) that

$$u_0^{(\text{reg})}(v, t) = O(1/v) \text{ as } v \rightarrow 0^+,$$

since this implies, for $\gamma - 1 < 0$, asymptotic consistency by

$$K^{\gamma-1} \left(u_0^{(\text{reg})}(v, t), q \right) = O \left(\left(u_0^{(\text{reg})}(v, t) \right)^{\gamma-1} \right) = O(v^{1-\gamma}) = o(1) \text{ as } v \rightarrow 0^+.$$

Using these reduced control solution forms leads to the CRRA reduced PIDE for SDP after some algebra,

$$\begin{aligned} 0 = & J_{0,t}(v, t) + (1 - \gamma) \left(g_1(v, t) J_0(v, t) + g_2(v, t) J_0^{\frac{\gamma}{\gamma-1}}(v, t) \right) \\ & + g_3(v, t) J_{0,v} + \frac{1}{2} \sigma_v^2(t) v J_{0,vv}, \end{aligned} \quad (4.8)$$

where

$$\begin{aligned} g_1(v, t) \equiv & \frac{1}{1 - \gamma} \left(-\beta(t) + \gamma(r(t) + (\mu_s(t) - r(t))u_0^*(v, t)) \right. \\ & \left. - \frac{1}{2}(1 - \gamma)v(u_0^*)^2(v, t) + \lambda_s(t) (I_2(u_0^*(v, t), v, t) - 1) \right), \end{aligned} \quad (4.9)$$

$$g_2(v, t) \equiv \frac{1}{1 - \gamma} \left(\left(\frac{c_0^*(v, t)}{c_0^{(\text{reg})}(v, t)} \right)^\gamma - \gamma \left(\frac{c_0^*(v, t)}{c_0^{(\text{reg})}(v, t)} \right) \right), \quad (4.10)$$

$$g_3(v, t) = +\kappa_v(t)(\theta_v(t) - v) + \gamma\rho\sigma_v(t)v u_0^*(v, t), \quad (4.11)$$

and where a second jump integral is

$$I_2(u, v, t) \equiv \left(\frac{p_1(v, t)}{|a|(v, t)} \int_{a(v, t)}^0 + \frac{p_2(v, t)}{b(v, t)} \int_0^{b(v, t)} \right) K^\gamma(u, q) dq. \quad (4.12)$$

provided $\gamma \neq 0$. Also for the formula for $g_2(v, t)$ in (4.10), the following identity has been used to combine the consumption terms into the coefficient of the power $J_0^{\gamma/(\gamma-1)}(v, t)$,

$$(c_0^*)^\gamma(v, t) - \gamma c_0^*(v, t) J_0(v, t) \equiv (1 - \gamma) g_2(v, t) J_0^{\gamma/(\gamma-1)}(v, t).$$

4.2 CRRA logarithmic (Kelly criterion) case, $\gamma = 0$

In the logarithmic case, the canonical solution is no longer purely linear in the utility $\mathcal{U}(w)$ of wealth as in (4.2) for the power case, but is affine in $\mathcal{U}(w) = \ln(w)$,

$$J^*(w, v, t) = \ln(w)J_0(v, t) + J_1(v, t), \quad (4.13)$$

where $J_1(v, t)$ is a parallel solution form arising from partial derivatives of $J(w, v, t)$ with respect to $\ln(w)$. The final condition, $J(w, v, t_f) = \mathcal{U}(w) = \ln(w)$, produces two parallel final conditions, $J_0(v, t_f) = 1$ and $J_1(v, t_f) = 0$, since $\ln(w)$ and the constant 1 are independent functions of w .

Since the determination of the regular control functions involves only derivatives of $J(w, v, t)$ with respect to wealth w , the formulas in (4.3) and (4.4) are valid for $\gamma = 0$. So

$$c^{(\text{reg})}(w, v, t) \equiv wc_0^{(\text{reg})}(v, t) = w/J_0(v, t)$$

and

$$u^{(\text{reg})}(w, v, t) \equiv u_0^{(\text{reg})}(v, t) = \frac{1}{v} \left(\mu_s(t) - r(t) + \rho\sigma_v(t)(J_{0,v}/J_0)(v, t) + \lambda_s(t)I_1(u_0^{(\text{reg})}(v, t), v, t) \right).$$

However, the reduced SDP PIDE is not the same as in (4.8) when $\gamma \neq 0$. Two parallel reduced PIDEs are obtained. The first is found by separately equating the cumulative coefficient of $\ln(w)$ to zero by independence, yielding a linear PIDE in $J_0(v, t)$,

$$0 = J_{0,t}(v, t) - \beta(t)J_0(v, t) + g_0(v, t), \quad (4.14)$$

where

$$g_0(v, t) \equiv 1 + \kappa_v(t)(\theta_v(t) - v)J_{0,v}(v, t) + \frac{1}{2}\sigma_v^2(t)vJ_{0,vv}(v, t) \quad (4.15)$$

The second for the remaining terms yields another linear PIDE, but in $J_1(v, t)$,

$$0 = J_{1,t}(v, t) - \beta(t)J_1(v, t) + \tilde{g}_2(v, t) \quad (4.16)$$

where

$$\begin{aligned} \tilde{g}_2(v, t) \equiv & -\ln(J_0(v, t)) - 1 \\ & + \left(r(t) + (\mu_s(t) - r(t))u_0^*(v, t) - 0.5v(u_0^*)^2(v, t) + \lambda_s(t)I_2^{(0)}(u_0^*(v, t), v, t) \right) J_0(v, t) \\ & + \kappa_v(t)(\theta_v(t) - v)J_{1,v}(v, t) + \frac{1}{2}\sigma_v^2(t)vJ_{1,vv}(v, t), \end{aligned} \quad (4.17)$$

and

$$I_2(0)(u, v, t) \equiv \left(\frac{p_1(v, t)}{|a|(v, t)} \int_{a(v, t)}^0 + \frac{p_2(v, t)}{b(v, t)} \int_0^{b(v, t)} \right) \ln(K(u, q))dq, \quad (4.18)$$

in this special case. Note that the parallel PIDEs are uni-directionally coupled, so that if (4.14) for $J_0(v, t)$ is solved first, then (4.16) for $J_1(v, t)$ can be solved as a single PIDE using the solution

$J_0(v, t)$ using methods similar to that for $\gamma \neq 0$ except that the Bernoulli transformation is not needed nor does it help.

The static case of logarithmic utility of wealth or Kelly criterion is surveyed by MacLean and Ziemba [43]. They note that several legendary investors have used the Kelly criterion. One is Edward O. Thorp who was a prime promoter of the criterion in gambling and market investments. Another is Warren Buffet, who is identified as a Kelly criterion investor from the performance of the Berkshire-Hathaway fund.

4.3 Transformation to an implicit type of Bernoulli equation

In the pure stochastic diffusion case with constant coefficients, the PDE of SDP becomes a Bernoulli ODE in time using the CRRA power utility [44, 45]. Using the classical Bernoulli transformation, the nonlinear ODE can be transformed to a linear ODE suitable for very standard methods. In the stochastic jump-diffusion case with time dependent coefficients and control constraints, the PDE of SDP becomes a Bernoulli ODE complicated by implicit dependence through the jump integrals and optimal controls [22, 24, 26, 27, 28, 60]. The Bernoulli transformation still has significant benefits for the case $\gamma < 1$ and $\gamma \neq 0$, but additional iterations are needed to treat the implicit dependencies. In the SVJD case, the stochastic volatility terms mean that the PDE of SDP remains a PDE, but with some Bernoulli nonlinear properties that can be reduced to something simpler. The Bernoulli-like PDE is given in Eq. (4.8). This is a nonlinear diffusion equation with implicit coupling to the controls $c_0^*(v, t)$, $c_0^{(\text{reg})}(v, t)$ and $u_0^*(v, t)$.

For the formal PDE in (4.8), the simplifying Bernoulli transformation is given by

$$y(v, t) = J_0^{1/(1-\gamma)}(v, t) \quad (4.19)$$

with inverse

$$J_0(v, t) = y^{1-\gamma}(v, t)$$

and the transformed PDE, which can be viewed as a formal linear equation, is

$$0 = y_t(v, t) + g_1(v, t)y(v, t) + g_4(v, t), \quad (4.20)$$

assuming $y(v, t) \neq 0$ and with final condition $y(v, t_f) = 1$, where

$$g_4(v, t) \equiv g_2(v, t) + g_3(v, t)y_v(v, t) + \frac{1}{2}\sigma_v^2(t)v(y_{vv}(v, t) - \gamma((y_v)^2/y)(v, t)), \quad (4.21)$$

which includes the suppressed variance-derivative and consumption terms that can be treated by iteration.

It can be seen from (3.7) that the regular stock-fraction control $u_0^{(\text{reg})}(v, t)$ becomes unbounded as the volatility $v \rightarrow 0^+$, which should be handled by a finite control space $[U_0^{(\text{min})}(v, t), U_0^{(\text{max})}(v, t)]$ as indicated by the jump-bankruptcy bounds $[\hat{u}_0^{(\text{min})}(v, t), \hat{u}_0^{(\text{max})}(v, t)]$.

Since the PDE (4.20) can be solved by computational iteration at each time step, (4.20) can be treated like an ODE in time by formally writing the transformed solution in quadratures using an integrating factor,

$$y(v, t) = e^{\bar{g}_1(v, t, t_f)} + \int_t^{t_f} e^{\bar{g}_1(v, t, \tau)} g_4(v, \tau) d\tau, \quad (4.22)$$

where

$$\bar{g}_1(v, t, \tau) \equiv \int_t^\tau g_1(v, s) ds. \quad (4.23)$$

Thus, the implicit solution for the variance-time function can be written as

$$J_0(v, t) = \left(e^{\bar{g}_1(v, t, t_f)} + \int_t^{t_f} e^{\bar{g}_1(v, t, \tau)} g_4(v, \tau) d\tau \right)^{1-\gamma} \quad (4.24)$$

with the full wealth-dependent solution given by

$$J^*(w, v, t) = \frac{w^\gamma}{\gamma} J_0(v, t).$$

4.3.1 CRRA logarithmic case formal solution, $\gamma = 0$

For the $\gamma = 0$ case, the Bernoulli transformation (4.19) is the identity operator. So both solution forms $J_0(v, t)$ and $J_1(v, t)$ satisfy unidirectionally coupled linear equations that are solved in sequence. As for the general risk-averse case, the PIDEs (4.14) and (4.16) are prepared for better-posed time-stepping iterations using integrating factors, so that for the coefficient of $\ln(w)$,

$$J_0(v, t) = e^{-\bar{\beta}(t; t_f)} + \int_t^{t_f} e^{-\bar{\beta}(t; \tau)} g_0(v, \tau) d\tau, \quad (4.25)$$

since $J_0(v, t_f) = 1$, where $g_0(v, t)$ is given in (4.15) and includes the variance-derivative terms. Given $J_0(v, t)$, the wealth-independent term $J_1(v, t)$ implicitly satisfies

$$J_1(v, t) = \int_t^{t_f} e^{-\bar{\beta}(t; \tau)} \tilde{g}_2(v, \tau) d\tau, \quad (4.26)$$

since $J_1(v, t_f) = 0$, where $\tilde{g}_2(v, t)$ is given in (4.17) which includes suppressed J_0 and J_1 -variance-derivative terms. In summary, for $\gamma = 0$, the full solution satisfies

$$J^*(w, v, t) = \ln(w) J_0(v, t) + J_1(v, t).$$

5 Computational Considerations and Results

5.1 Computational Considerations

- The primary problem is having stable computations and much smaller time-steps Δt are needed compared to variance-steps ΔV , since the computations are drift-dominated over the diffusion coefficient, in that the drift mesh ratio term with upwinding,

$$R_v(t) = 0.5 \max_{u, v} [|\kappa_v(t)(\theta_v(t) - v) + \gamma \rho(t) \sigma_v(t) v u|] \Delta t / \Delta V, \quad (5.27)$$

associated with $J_{0,v}$ can be hundreds times larger than the diffusion mesh ratio term,

$$R_{vv}(t) = \max_v [\sigma_v^2(t) v] \Delta t / \Delta V^2, \quad (5.28)$$

associated with $J_{0,vv}$ for the variance-diffusion. In summary, the drift-adjusted mesh ratio (Hanson [21], Kushner and Dupuis [41]) need satisfy

$$R(t) = R_v(t) + R_{vv}(t) < 1 \quad (5.29)$$

for stability of the solution. The condition (5.29) can be satisfied by making the time-step Δt sufficiently small, given a reasonably sized variance-step ΔV . Refining ΔV more required a corresponding refinement of Δt .

- The transformed equation (4.20) is iteratively solved for $y(v, t)$ while obtained from (4.24) rather than $J_0(v, t)$ the formal original Bernoulli equation (4.8) for the variance-time coefficient $J_0(v, t)$.
- Drift upwinding is implemented by having the finite differences for the drift-partial derivatives follow the sign of the drift-coefficient and thus providing more stability for the computations, while central differences are sufficient for the diffusion partials. For the market and volatility parameters used, the drift-ratio $R_v(t)$ (5.27) is many times larger than the diffusion-ratio $R_{vv}(t)$ (5.28) and in fact $R_{vv}(t)$ is negligible compared to $R_v(t)$, the diffusion is still needed for the stock fraction control.
- Time dependent parameters were from S&P 500 for the two-year period from the beginning of 1999 to the beginning of 2001 that were estimated by Zhu and Hanson [60] and the values used here were interpolated for each time t , but the variance or volatility parameter were taken from Heston's [30] static values. The correlation used was the static value $\rho = -0.7$. The average values over the period of the parameters were used to calculate the mesh ratios in (5.29) until $R(t)$ a good bit smaller than one in consideration of the complexity of the problem.
- The primary numerical method was time stepping with predictor-corrector iterations with Crank-Nicholson mid-point evaluation in time. Inside each time-step, alternate policy and value value iterations were used until both converged within a specified tolerance starting with the policy or control iteration. The most sensitive part of the iterations were that of the regular controls due to their intrinsic implicitness and Newton's method was used to accelerate this part.
- Iteration calculations in time, controls and volatility are sensitive to small and negative deviations, as well as the form of the iteration in terms of the formal implicitly-defined solutions. It was especially important the $\min(v)$ be positive and not too small because the variance v appears in denominator such as that of the regular control $u^{(\text{reg})}(w, v, t) = u_0^{(\text{reg})}(v, t)$ (4.4), but just skipping the first variance-step at zero was sufficient.
- Computations took only a few minutes on a Mac with OSX v. 10.5.3 and a 2.5 GHz Intel Core 2 Duo processor.

5.2 Computational Results

The regular $u^{(\text{reg})}(v_p, t)$ and optimal $u^*(v_p, t)$ stock fraction policies or controls are given in Sub-figures 1(a) and 1(b), respectively, for fixed variance such that the volatility is $\sigma_p = \sqrt{v_p} = 16\%$. Note that the regular control exceeds the $[-18, 12]$ control space marked by the red dashed lines, so has to be truncated to obtain the optimal fraction control. However, this truncation is much more

less severe than if the jump-amplitude support were infinite, in which case the truncation would be restricted to the small space between the dashed green lines.

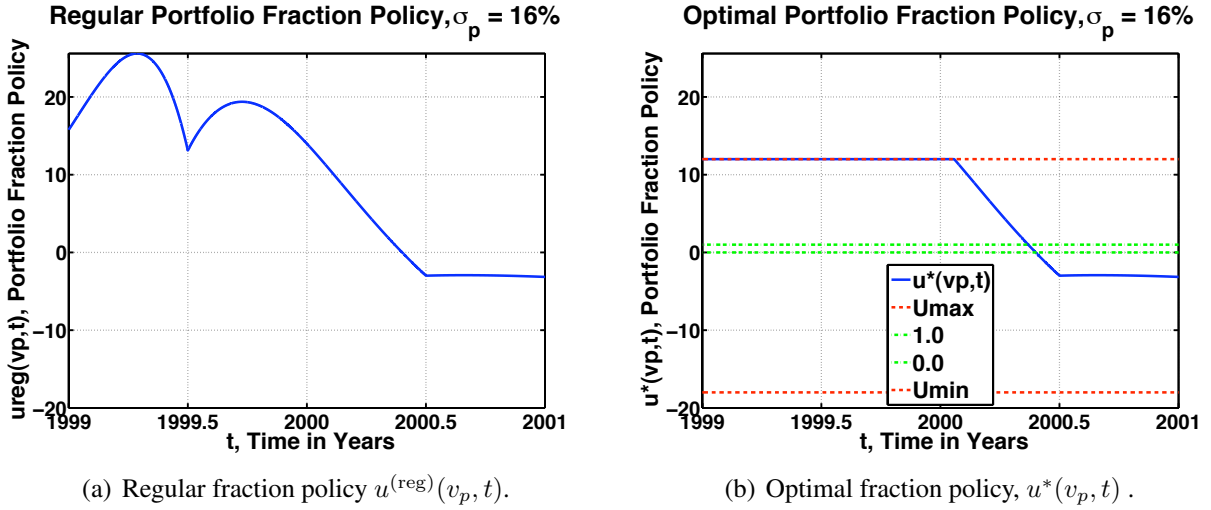


Figure 1: Regular and optimal portfolio stock fraction policies, $u^{(\text{reg})}(v_p, t)$ and $u^*(v_p, t)$ at $\sigma_p = \sqrt{v_p} = 0.16 = 16\%$ on $t \in [1999.0, 2001.0]$, while $u^*(v_p, t) \in [-18, 12]$.

The optimal value $J^*(w, v_p, t)$ and optimal consumption policy or control $c^*(w, v_p, t)$ are given in Subfigures 2(a) and 2(b), respectively, for fixed variance such that the volatility is $\sigma_p = \sqrt{v_p} = 16\%$. The value $J^*(w, v_p, t)$ figure is molded by the wealth utility function $\mathcal{U}(w)$ for fixed t as a template and similarly the consumption is molded by the linear dependence on w for fixed t . Note the linear constraint is active on the consumption control, $c^*(w, v_p, t) \in [0, 0.75 \cdot w]$, in Subfig. 2(b) near $t = 2001$.

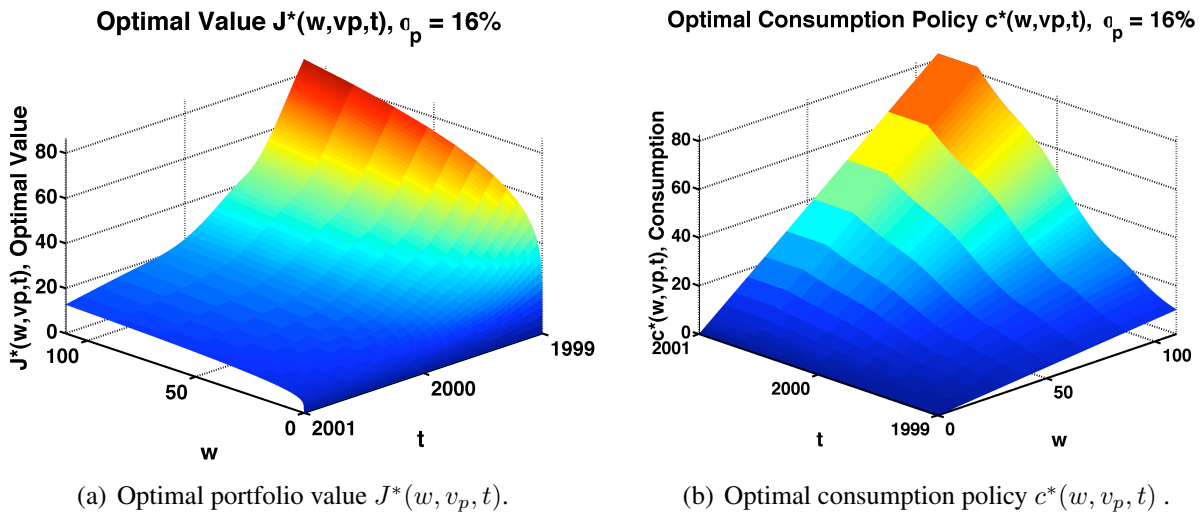


Figure 2: Optimal portfolio value $J^*(w, v_p, t)$ and optimal consumption policy $c^*(w, v_p, t)$ at $\sigma_p = \sqrt{v_p} = 0.16 = 16\%$ on $(w, t) \in [0, 110] \times [1999.0, 2001.0]$, while $c^*(w, v_p, t) \in [0, 0.75 \cdot w]$.

In an alternate view with respect to variance v and time t with wealth as the fixed parameter

$w_p = 55$, the optimal value $J^*(w_p, v, t)$ and optimal consumption policy or control $c^*(w_p, v, t)$ are given in Subfigures 3(a) and 3(b). The dependence on variance v is not too interesting for both functions. Note again the linear constraint is active on the consumption control, $c^*(w_p, v, t) \in [0, 0.75 \cdot w_p]$, in Subfig. 3(b) near $t = 2001$.

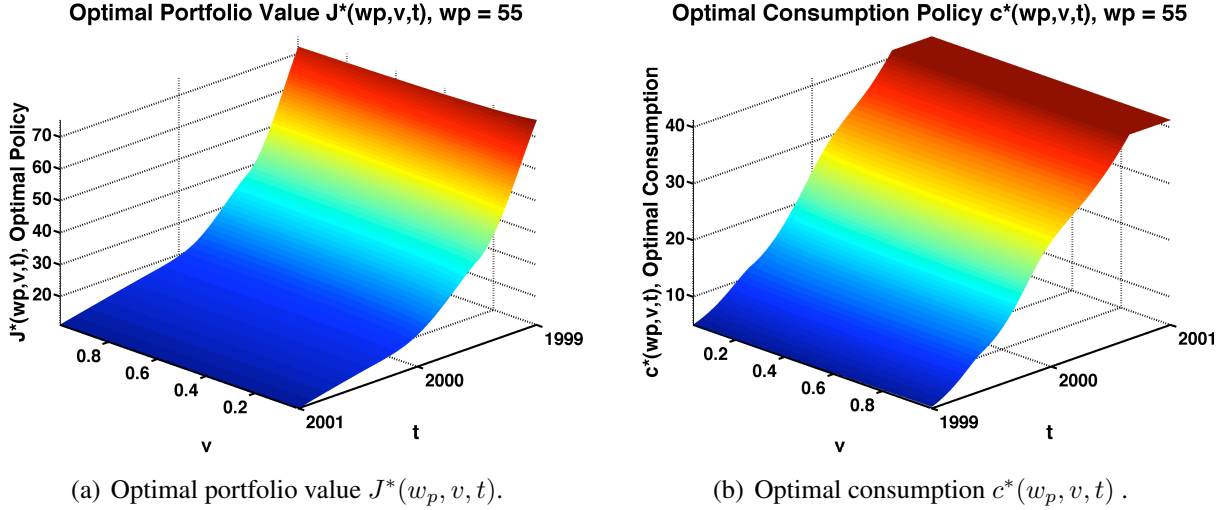


Figure 3: Optimal portfolio value $J^*(w_p, v, t)$ and optimal consumption $c^*(w_p, v, t)$ at $w_p = 55$ for $(v, t) \in \times [v_{\min}, 1.0] \times [1999.0, 2001.0]$, while $c^*(w_p, v, t) \in [0, 0.75 \cdot w_p]$.

The optimal portfolio stock fraction policy $u^*(w_p, v, t)$ versus v and t with the wealth fixed at $w_p = 55$ is presented in Fig. 4. Quite different from behavior of the optimal value and consumption displayed in subfigures of the prior Fig. 3, the stock fraction $u^*(w_p, v, t)$ is strongly dependent on the variance v and shows more influence on the time-dependence of the market parameters. Note the fraction control constraint is active on the portfolio fraction, $u^*(v, t) \in [-18, 12]$, in Fig. 4 near small variance $v = v_{\min} > 0$.

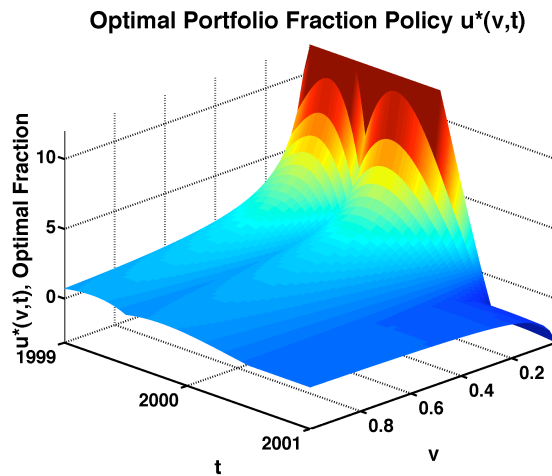


Figure 4: Optimal portfolio fraction policy $u^*(v, t)$ for $(v, t) \in \times [v_{\min}, 1.0] \times [1999.0, 2001.0]$, while $u^*(v, t) \in [-18, 12]$.

6 Conclusions

The optimal portfolio and consumption problem has been extended to stochastic-volatility, jump-diffusion environments with the log-double-uniform jump-amplitude distribution.

The practical jump-wealth, positivity condition has been reconfirmed with extra benefits due to the natural stock-fraction jump constraints. The constraints help avoid stochastic-volatility and CRRA power exponent singularities in the wealth solution. For all practical purposes the wealth is not just non-negative but also remains positive due to the geometric nature of the wealth process and the constraint singularity protection if the initial wealth is positive.

We also revalidated that jump-amplitude distributions with compact support are much less restricted on short-selling and borrowing compared to the infinite support case in the SVJD optimal portfolio and consumption problem.

Our prior jump-diffusion optimal portfolio problem computations have been converted to produce SVJD computations. The computational result show that the CRRA reduced canonical optimal portfolio problem is strongly drift-dominated for sample market parameter values over the diffusion terms, so at least first order drift-upwinding is essential for stable Bernoulli PDE computations. The theory and results also confirm that there are significant effects on variation of instantaneous stock fraction policies due to time-dependence of interest and discount rates, along with small variance sensitivities for SVJD optimal portfolio and consumption models.

In an appendix, there are some new, practical results for the positivity of the variance for the Heston [30] model, an implicit perfect square solution in the general parameter case and an explicit form for the case where the speed of reversion times the level of reversion is one quarter of the square of the *volatility of the volatility* coefficient.

Acknowledgement

The author is grateful to Phelim P. Boyle for bringing to his attention the Lord et al. [42] discussion paper comparing simulations of stochastic volatility models along with background.

References

- [1] Y. Aït-Sahalia, “Disentangling Diffusion from Jumps,” *J. Fin. Econ.*, vol. 74, 2004, pp. 487–528.
- [2] T. G. Andersen, L. Benzoni and J. Lund, “An Empirical Investigation of Continuous-Time Equity Return Models,” *J. Fin.*, vol. 57, 2002, pp. 1239–1284.
- [3] C. A. Aourir , D. Okuyama, C. Lott and C. Eglinton, *Exchanges – Circuit Breakers, Curbs, and Other Trading Restrictions*, 2002, <http://invest-faq.com/articles/exch-circuit-brkr.html> .
- [4] G. Bakshi, C. Cao and Z. Chen, “Empirical Performance of Alternative Option Pricing Models,” *J. Fin.*, vol. 52, 1997, pp. 2003–2049.

- [5] C. A. Ball, and A. Roma, “Stochastic Volatility Option Pricing,” *J. Fin. and Quant. Anal.*, vol. 29 (4), 1994, pp. 589–607.
- [6] C. A. Ball, and W. N. Torous, “The Maximum Likelihood Estimation of Security Price Volatility: Theory, Evidence, and Application to Option Pricing,” *J. Bus.*, vol. 57 (1), 1984, pp. 97–112.
- [7] C. A. Ball, and W. N. Torous, “On Jumps in Common Stock Prices and Their Impact on Call Option Prices,” *J. Fin.*, vol. 40 (1), 1985, pp. 155–173.
- [8] D. Bates, “The Crash of ’87: Was It Expected? The Evidence from Option Markets,” *J. Fin.*, vol. 46, 1991, pp. 1009–1044.
- [9] D. Bates, “Jump and Stochastic Volatility: Exchange Rate Processes Implicit in Deutsche Mark in Options,” *Rev. Fin. Studies*, vol. 9, 1996, pp. 69–107.
- [10] F. Black and M. Scholes, “The Pricing of Options and Corporate Liabilities,” *J. Political Economy*, vol. 81, 1973, pp. 637–659.
- [11] M. Broadie and Ö. Kaya, “Exact Simulation of Stochastic Volatility and Other Affine Jump Diffusion Processes,” *Oper. Res.*, vol. 54 (2), 2006, pp. 217–231.
- [12] J. C. Cox, J. E. Ingersoll and S. A. Ross, “An Intertemporal General Equilibrium Model of Asset Prices,” *Econometrica*, vol. 53 (2), 1985, pp. 363–384.
- [13] J. C. Cox, J. E. Ingersoll and S. A. Ross, “A Theory of the Term Structure of Interest Rates,” *Econometrica*, vol. 53 (2), 1985, pp. 385–408.
- [14] P. J. Davis and P. Rabinowitz, “Ignoring the Singularity in Approximate Integration,” *J. SIAM Num. Anal.*, vol. 2 (3), 1965, pp. 367–383.
- [15] D. Duffie, J. Pan and K. Singleton, “Transform Analysis and Asset Pricing for Affine Jump–Diffusions,” *Econometrica*, vol. 68, 2000, pp. 1343–1376.
- [16] M. Evans, N. Hastings, and B. Peacock, *Statistical Distributions*, 3rd edn., John Wiley, New York, NY, 2000.
- [17] W. Feller, “Two Singular Diffusion Problems” *Ann. Math.*, vol. 54, 1951, pp. 173–182.
- [18] J.-P. Fouque, G. Papanicolaou, and K. R. Sircar, *Derivatives in Financial Markets with Stochastic Volatility*, Cambridge University Press, Cambridge, UK, 2000.
- [19] M. B. Garman and M. J. Klass, “On the Estimation of Security Price Volatilities from Historical Data,” *J. Bus.*, vol. 53 (1), 1980, pp. 67–77.
- [20] P. Glasserman, *Monte Carlo Methods in Financial Engineering*, Springer-Verlag, New York, NY, 2003.
- [21] F. B. Hanson, *Applied Stochastic Processes and Control for Jump–Diffusions: Modeling, Analysis and Computation*, Series in Advances in Design and Control, vol. DC13, SIAM Books, Philadelphia, PA, 2007.

- [22] F. B. Hanson and J. J. Westman, “Optimal Consumption and Portfolio Policies for Important Jump Events: Modeling and Computational Considerations,” *Proc. 2001 American Control Conf.*, 2001, pp. 4556–4561.
- [23] F. B. Hanson and J. J. Westman, “Stochastic Analysis of Jump–Diffusions for Financial Log–Return Processes,” *Proc. Stochastic Theory and Control Workshop, Lecture Notes in Control and Information Sciences*, vol. 280, B. Pasik-Duncan (Editor), Springer–Verlag, New York, NY, 2002, pp. 169–184.
- [24] F. B. Hanson and J. J. Westman, “Optimal Consumption and Portfolio Control for Jump–Diffusion Stock Process with Log–Normal Jumps,” *Proc. 2002 American Control Conf.*, 2002, pp. 4256–4261; corrected paper: <ftp://ftp.math.uic.edu/pub/Hanson/ACC02/acc02webcor.pdf>.
- [25] F. B. Hanson and J. J. Westman, “Jump–Diffusion Stock Return Models in Finance: Stochastic Process Density with Uniform–Jump Amplitude,” *Proc. 15th Int. Symp. on Mathematical Theory of Networks and Systems*, 2002, 7 CD pages.
- [26] F. B. Hanson and J. J. Westman, “Computational Methods for Portfolio and Consumption Optimization in Log–Normal Diffusion, Log–Uniform Jump Environments,” *Proc. 15th Int. Symp. on Mathematical Theory of Networks and Systems*, 2002, 9 CD pages.
- [27] F. B. Hanson and J. J. Westman, “Portfolio Optimization with Jump–Diffusions: Estimation of Time–Dependent Parameters and Application,” *Proc. 41st Conf. on Decision and Control*, 2002, pp. 377–382; partially corrected paper: <ftp://ftp.math.uic.edu/pub/Hanson/CDC02/cdc02web.pdf>.
- [28] F. B. Hanson and J. J. Westman, “Optimal Portfolio and Consumption Policies Subject to Rishel’s Important Jump Events Model: Computational Methods,” *Trans. Automatic Control*, vol. 48 (3), Special Issue on Stochastic Control Methods in Financial Engineering, 2004, pp. 326–337.
- [29] F. B. Hanson and G. Yan, “American Put Option Pricing for Stochastic–Volatility, Jump–Diffusion Models,” *Proc. 2007 American Control Conf.*, 2007, pp. 384–389.
- [30] S. L. Heston, A Closed–form Solution for Options with Stochastic Volatility with Applications to Bond and Currency Options, *Rev. Fin. Studies*, vol. 6, 1993, pp. 327–343.
- [31] J. C. Hull, *Options, Futures, & Other Derivatives*, 6th Edition, Prentice–Hall, Englewood Cliffs, NJ, 2006.
- [32] J. C. Hull, and A. White, “The Pricing of Options on Assets with Stochastic Volatilities” *J. Fin.*, vol. 42 (2), 1987, pp. 281–300.
- [33] P. Jäckel, “Stochastic Volatility Models: Past Present And Future,” *The Best of Wilmott I: Incorporating the Quantitative Finance Review*, P. Wilmott (Editor), John Wiley, New York, NY, 2004, pp. 379–3390.

- [34] R. A. Jarrow and E. R. Rosenfeld, “Jump Risks and the Intertemporal Capital Asset Pricing Model,” *J. Bus.*, vol. 57 (3), 1984, pp. 337–351.
- [35] H. Johnson, and D. Shanno, “Option Pricing when the Variance is Changing,” *J. Fin. and Quant. Anal.*, vol. 22 (2), 1987, pp. 143–151.
- [36] P. Jorion, “On Jump Processes in the Foreign Exchange and Stock Markets,” *Rev. Fin. Studies*, vol. 88 (4), 1989, pp. 427–445.
- [37] I. Karatzas, J. P. Lehoczky, S. P. Sethi and S. E. Shreve, “Explicit Solution of a General Consumption/Investment Problem,” *Math. Oper. Res.*, vol. 11, 1986, pp. 261–294. (Reprinted in Sethi [51, Chapter 2].)
- [38] J. Kelly, “A New Interpretation of Information Rate,” *Bell Sys. Tech. J.*, vol. 35, 1956, pp. 917–926.
- [39] S. G. Kou, “A Jump Diffusion Model for Option Pricing,” *Mgmt. Sci.*, vol. 48, 2002, pp. 1086–1101.
- [40] S. G. Kou and H. Wang, “Option Pricing Under a Double Exponential Jump Diffusion Model,” *Mgmt. Sci.*, vol. 50 (9), 2004, pp. 1178–1192.
- [41] H. J. Kushner and P. G. Dupuis, “Numerical Methods for Stochastic Control Problems in Continuous Time,” 2nd ed., NY:Springer-Verlag, 2001.
- [42] R. Lord, R. Koekkoek and D. van Dijk, “A Comparison of Biased Simulation Schemes for Stochastic Volatility Models,” Tinbergen Institute Discussion Paper, 2005/2007, pp. 1–28; preprints: <http://www.tinbergen.nl/discussionpapers/06046.pdf>.
- [43] L. C. MacLean and W. T. Ziemba, “Capital Growth: Theory and Practice,” in *Handbook of Asset and Liability Management, Volume 1: Theory and Methodology*, 2006, pp. 429–474.
- [44] R. C. Merton, “Lifetime Portfolio Selection Under Uncertainty: The Continuous–Time Case,” *Rev. Econ. and Stat.*, vol. 51, 1969, pp. 247–257. (Reprinted in Merton [49, Chapter 4].)
- [45] R. C. Merton, “Optimal Consumption and Portfolio Rules in a Continuous–Time Model,” *J. Econ. Theory*, vol. 4, 1971, pp. 141–183. (Reprinted in Merton [49, Chapter 5].)
- [46] R. C. Merton, “Erratum,” *J. Econ. Theory*, vol. 6 (2), 1973, pp. 213–214.
- [47] R. C. Merton, “Theory of Rational Option Pricing,” *Bell J. Econ. Mgmt. Sci.*, vol. 4, 1973, pp. 141–183. (Reprinted in Merton [49, Chapter 8].)
- [48] R. C. Merton, “Option Pricing When Underlying Stock Returns are Discontinuous,” *J. Fin. Econ.*, vol. 3, 1976, pp. 125–144. (Reprinted in Merton [49, Chapter 9].)
- [49] R. C. Merton, *Continuous–Time Finance*, Cambridge, MA: Basil Blackwell, 1990.

- [50] R. Rishel, “Modeling and Portfolio Optimization for Stock Prices Dependent on External Events,” *Proc. 38th IEEE Conf. on Decision and Control*, 1999, pp. 2788–2793.
- [51] S. P. Sethi, *Optimal Consumption and Investment with Bankruptcy*, Boston: Kluwer Academic Publishers, 1997.
- [52] S. P. Sethi, and M. Taksar, “A Note on Merton’s “Optimal Consumption and Portfolio Rules in a Continuous–Time Model”,” *J. Econ. Theory*, vol. 46 (2), 1988, pp. 395–401. (Reprinted in Sethi [51, Chapter 3].)
- [53] L. Scott, “Pricing Stock Options in a Jump–Diffusion Model with Stochastic Volatility and Interest Rates: Applications of Fourier Inversion Methods,” *Math. Fin.*, vol. 7 (4), 1997, pp. 413–424.
- [54] E. M. Stein, and J. C. Stein, “Stock Price Distributions with Stochastic Volatility: An Analytic Approach,” *Rev. Fin. Studies*, vol. 4 (4), 1991, pp. 727–752.
- [55] J. B. Wiggins, “Option Values Under Stochastic Volatility: Theory and Empirical Estimates,” *J. Fin. Econ.*, vol. 19, 1987, pp. 351–372.
- [56] G. Yan, *Option Pricing for a Stochastic–Volatility Jump–Diffusion Model*, Ph.D. Thesis in Mathematics, Dept. Math., Stat., and Comp. Sci., University of Illinois at Chicago, 126 pages, 22 June 2006
- [57] G. Yan, and F. B. Hanson, “Option Pricing for a Stochastic–Volatility Jump–Diffusion Model with Log–Uniform Jump–Amplitudes,” *Proc. 2006 American Control Conf.*, 2006, pp. 2989–2994.
- [58] T. Zariphopoulou, “A Solution Approach to Valuation with Unhedgeable Risks,” *Finance and Stochastics*, vol. 5, 2001, pp. 61–82.
- [59] Z. Zhu, *Option Pricing and Jump–Diffusion Models*, Ph. D. Thesis in Mathematics, Dept. Math., Stat., and Comp. Sci., University of Illinois at Chicago, 17 October 2005.
- [60] Z. Zhu and F. B. Hanson, “Optimal Portfolio Application with Double–Uniform Jump Model,” *Stochastic Processes, Optimization, and Control Theory: Applications in Financial Engineering, Queueing Networks and Manufacturing Systems/A Volume in Honor of Suresh Sethi*, International Series in Operations Research and Management Science, vol. 94, H. Yan, G. Yin, Q. Zhang (Eds.), Springer Verlag, New York, NY, Invited chapter, 28 pages, June 2006.

Appendices

A Optimal wealth trajectory without bankruptcy

To check whether the no bankruptcy condition $W(t) \geq 0$ holds, the optimal controls for the stock-fraction (4.4) and consumption (4.3) are substituted into the wealth SDE (2.6) obtaining a geometric jump-diffusion,

$$dW^*(t) = W^*(t) \left(\mu_W^*(V(t), t) dt + \sqrt{V(t)} dG_s(t) + (e^Q - 1) dP_s(t; Q) \right), \quad (\text{A.1})$$

coupled with the stochastic volatility SDE (2.4), where

$$\mu_W^*(v, t) \equiv r(t) + (\mu_s(t) - r(t))u_0^*(v, t) - c_0^*(v, t).$$

An exponential form of the solution for (A.1) can be found by (1) using the standard logarithmic transform $L(t) = \ln(W^*(t))$ for the geometric jump-diffusion (A.1), (2) using the corresponding SVJD extension of Itô's stochastic chain rule to remove $W^*(t)$ from the right-hand-side (see Hanson [21]), and (3) integrating the simplified SDE, yielding

$$W^*(t) = W_0 \exp \left(\int_0^t \left(\mu_L^*(V(\tau), \tau) d\tau + \sqrt{V(\tau)} dG_s(\tau) + Q dP_s(\tau; Q) \right) \right), \quad (\text{A.2})$$

where

$$\mu_L^*(v, t) \equiv \mu_W^*(v, t) - v/2.$$

Assumptions A.0: All relevant coefficients, i.e.,

$$S_0, \mu_s(t), \lambda_s(t), \nu_s(v, t, q), a(v, t), b(v, t), p_1(v, t), p_2(v, t), V_0, \kappa_v(t), \theta_v(t), \sigma_v(t), B_0(t), r(t), W_0, U_s(t), C(t), C_0^{(\max)}(v, t), \beta(t), U_0^{(\max)}(v, t), U_0^{(\min)}(v, t) \text{ and } \gamma,$$

are assumed to be bounded.

In particular, the *practical bounds* on the Gaussian noise, based upon the equivalence in distribution that $G_*(t) \stackrel{\text{dist}}{=} \sqrt{t}Z_*$ with standard normal RV Z_* , are

$$|G_s(t)| \leq B_G \sqrt{t} \quad \& \quad |G_v(t)| \leq B_G \sqrt{t}, \quad (\text{A.3})$$

for a large finite, positive constant B_G and finite horizon $t \leq T$.

The bounds on $a(v, t)$, $b(v, t)$, $p_1(v, t)$, $p_2(v, t)$ and $C_0^{(\max)}(v, t)$ have already been stated. Both $U_0^{(\max)}(v, t)$ and $U_0^{(\min)}(v, t)$ have been superseded by the jump forced stock-fraction control bounds in (3.4), $\hat{u}_0^{(\min)}(v, t)$ and $\hat{u}_0^{(\max)}(v, t)$, respectively.

Since $W_0 > 0$ has been assumed for the initial condition, we have, using (A.2) when $\gamma < 1$ and $\gamma \neq 0$, the following lemma.

Lemma A.0 Positivity of optimal wealth trajectory: Under the bounded coefficients assumptions and the practical bounds (A.3), then

$$W(t) > 0. \quad (\text{A.4})$$

Practical Remarks A.0: In particular, we assume that the Gaussian processes are *for all practical purposes* bounded, i.e., $|G_s(t)| \leq B_G \sqrt{t}$ and $|G_v(t)| \leq B_G \sqrt{t}$, since in real markets

the noise is bounded and the usual assumption of unbounded noise is only an artifact of the ideal mathematical models of Wiener or Brownian motion. The bounds (A.3) mean that the Gaussian extremes of very small probability are not realistic. It does not make sense for practical purposes to spend time examining the importance, if any, of the most extreme deviations with the most small probabilities. There are also the circuit breakers [3] of the NYSE that prevent, in installments, the most extreme market changes like those in 1987. Again, note that the reasons for and consequently the results in (A.4) are quite different from those in [37] and [52] for pure diffusions. Real markets have extremes, but they are bounded extremes.

Thus, Lemma A.0 shows there is no possibility of bankruptcy or zero wealth starting from positive initial wealth for the CRRA power utility with $\gamma < 1$, including $\gamma = 0$.

B Verification of nonnegativity of stochastic variance

Note that there could be a potential serious problem with the optimal stock-fraction control $u_0^*(v, t)$ due to its dependence on the regular stock-fraction control (4.4),

$$u^{(\text{reg})}(w, v, t) == \frac{1}{(1 - \gamma)v} \left(\mu_s(t) - r(t) + \rho \sigma_v v (J_{0,v}/J_0)(v, t) + \lambda_s(t) I_1 \left(u_0^{(\text{reg})}(v, t), v, t \right) \right),$$

which is singular when either $v \rightarrow 0^+$ or $\gamma \rightarrow 1^-$, but the finite bounds on $u_0^*(v, t)$ provide a cutoff for these singularities. In addition, the practical Gaussian bounds (A.3) imply that $0 \leq V(t) \leq B_V$, for some positive constant B_V and for all practical purposes.

On the other hand, the nonnegativity of the stochastic variance, $V(t) \geq 0$, was settled long ago for the square-root diffusion model by Feller [17] using very elaborate Laplace transform techniques on the corresponding Kolmogorov forward equation to obtain the noncentral chi-squared distribution for the process. He has given the boundary condition classification for the process in terms of the parameters, which helps to determine which values would guarantee positivity preservation in the range of nonnegativity preserving values. So, in the time-independent form notation here, positivity is assured if $1 < 2\kappa_v \theta_v / \sigma_v^2$ with zero boundary conditions in value and flux, while if $0 < 2\kappa_v \theta_v / \sigma_v^2 < 1$ then only nonnegativity can be assured. See Cox et al. [13], Glassman [20], Jäckel [33], Broadie and Kaya [11], and Lord et al. [42] for other qualifications and information, including various distribution simulation techniques.

B.1 Transformation to perfect-square form

Using the general transformation techniques in Hanson [21] with $Y(t) = F(V(t), t)$, it is possible to find a general perfect square solution to (2.4). Using Itô's lemma, the following transformed SDE is obtained,

$$dY(t) = F_t(V(t), t)dt + F_v(V(t), t)dV(t) + \frac{1}{2}F_{vv}(V(t), t)\sigma_v^2(t)V(t)dt, \quad (\text{B.1})$$

to dt -precision. Then a simpler form is sought with volatility-independent noise term, i.e.,

$$dY(t) = \left(\mu_y^{(0)}(t) + \mu_y^{(1)}(t)/\sqrt{V(t)} \right) dt + \sigma_y(t)dG_v(t) \quad (\text{B.2})$$

with $Y(0) = F(V_0, 0)$, where $\mu_y^{(0)}(t)$, $\mu_y^{(1)}(t)$ and $\sigma_y(t)$ are time-dependent coefficients to be determined. Equating the coefficients of $dG_v(t)$ terms between (B.1) and (B.2), given $V(t) = v \geq 0$, leads to

$$F_v(v, t) = \left(\frac{\sigma_y}{\sigma_v}\right)(t) \frac{1}{\sqrt{v}}, \quad (\text{B.3})$$

and then partially integrating (B.3) yields

$$F(v, t) = 2 \left(\frac{\sigma_y}{\sigma_v}\right)(t) \sqrt{v} + c_1(t), \quad (\text{B.4})$$

which is the desired transformation with a function of integration $c_1(t)$. Additional differentiations of (B.3) produce

$$F_t(v, t) = 2 \left(\frac{\sigma_y}{\sigma_v}\right)'(t) \sqrt{v} + c_1'(t) \quad \& \quad F_{vv}(v, t) = -\frac{1}{2} \left(\frac{\sigma_y}{\sigma_v}\right)(t) v^{-3/2}.$$

Terms of order $v^0 dt$ imply that $c_1'(t) = \mu_y^{(0)}(t)$, but this equates two unknown coefficients, so we set $\mu_y^{(0)}(t) = 0$ for simplicity. Equating terms of order $\sqrt{v} dt$ and integrating imply

$$\left(2 \left(\frac{\sigma_y}{\sigma_v}\right)' - \kappa_v \left(\frac{\sigma_y}{\sigma_v}\right)\right)(t) = 0 \quad \implies \quad \left(\frac{\sigma_y}{\sigma_v}\right)(t) = \left(\frac{\sigma_y}{\sigma_v}\right)(0) e^{\bar{\kappa}_v(t)/2},$$

where

$$\bar{\kappa}_v(t) \equiv \int_0^t \kappa_v(y) dy.$$

For convenience, we set $\sigma_y(0) = \sigma_v(0)$. For order $v^{-1/2} dt$, we obtain

$$\mu_y^{(1)}(t) = e^{\bar{\kappa}_v(t)/2} \left(\kappa_v \theta_v - \frac{1}{4} \sigma_v^2 \right)(t),$$

completing the coefficient determination.

Assembling these results we form the solution as follows,

$$Y(t) = 2e^{\bar{\kappa}_v(t)/2} \sqrt{V(t)},$$

and inverting this yields the **desired nonnegativity result**:

$$V(t) = e^{-\bar{\kappa}_v(t)} \left(\frac{Y(t)}{2}\right)^2 \geq 0, \quad (\text{B.5})$$

due to the perfect square form, where

$$Y(t) = 2\sqrt{V_0} + \int_0^t e^{\bar{\kappa}_v(s)/2} \left(\left(\frac{\kappa_v \theta_v - \frac{1}{4} \sigma_v^2}{\sqrt{V}} \right)(s) ds + (\sigma_v dG_v)(s) \right). \quad (\text{B.6})$$

This is an implicit form that is singular unless the solution $V(t)$ is bounded away from zero, $V(t) > 0$. More generally it is desired that the solution is such that $1/\sqrt{V(t)}$ is integrable in t as $V(t) \rightarrow 0^+$, so the singularity will be ignorable in theory.

B.2 Proper singular limit formulation suitable for theory and computation

However, as $V(t) \rightarrow 0^+$, the validity of neglecting higher order terms in the Taylor expansion underlying Itô's lemma is questionable, unless the integral is treated as a singular integral and the method of integration steps is properly specified.

First (B.5)-(B.6) are simply reformulated as

$$V(t) = e^{-\bar{\kappa}_v(t)} \left(\sqrt{V_0} + I_g(t) \right)^2, \quad (\text{B.7})$$

where

$$I_g(t) = 0.5 \int_0^t e^{\bar{\kappa}_v(s)/2} \left(\left(\frac{\kappa_v \theta_v - \frac{1}{4} \sigma_v^2}{\sqrt{V}} \right) (s) ds + (\sigma_v dG_v)(s) \right). \quad (\text{B.8})$$

Modifying the *method of ignoring the singularity* [14] to this implicit singular formulation, let

$$V^{(\varepsilon_v)}(t) = \max(V(t), \varepsilon_v)$$

where $\varepsilon_v > 0$ such that $\Delta t / \varepsilon_v \ll 1$ as some reference numerical increment $\Delta t \rightarrow 0^+$ to ensure that the time-step goes to zero faster than the cutoff singular denominator, for Itô diffusion approximation (B.1) consistency and the numerical consistency of the solution (B.7). Next (B.7)-(B.8) is reformulated as a recursion using some algebra for the next time increment Δt and the method of integration is specified for each subsequent time step, i.e.,

$$V(t + \Delta t) = e^{-\Delta \bar{\kappa}_v(t)} \lim_{\varepsilon_v \rightarrow 0^+} \left(\sqrt{V^{(\varepsilon_v)}(t)} + e^{-\bar{\kappa}_v(t)/2} \Delta I_g^{(\varepsilon_v)}(t) \right)^2, \quad (\text{B.9})$$

where

$$\Delta \bar{\kappa}_v(t) \equiv \int_t^{t+\Delta t} \kappa_v(s) ds \rightarrow \kappa_v(t) \Delta t$$

as $\Delta t \rightarrow 0^+$. Similarly, a scaled increment of an integral is defined by

$$\begin{aligned} e^{-\bar{\kappa}_v(t)/2} \Delta I_g^{(\varepsilon_v)}(t) &\equiv 0.5 \int_t^{t+\Delta t} e^{(\bar{\kappa}_v(s) - \bar{\kappa}_v(t))/2} \left(\left(\frac{\kappa_v \theta_v - \frac{1}{4} \sigma_v^2}{\sqrt{V^{(\varepsilon_v)}}} \right) (s) ds + (\sigma_v dG_v)(s) \right) \\ &\rightarrow 0.5 \left(\left(\frac{\kappa_v \theta_v - \frac{1}{4} \sigma_v^2}{\sqrt{V}} \right) (t) \Delta t + (\sigma_v \Delta G_v)(t) \right), \end{aligned} \quad (\text{B.10})$$

such that

$$\Delta t / \varepsilon_v \rightarrow 0^+ \text{ as } \Delta t \rightarrow 0^+ \text{ \& } \varepsilon_v \rightarrow 0^+. \quad (\text{B.11})$$

An Itô-Taylor expansion to precision dt or small Δt confirms that (B.9)-(B.10) yields the Heston [30] model, proving solution consistency. Thus, the square in (B.9) formally justifies the non-negativity of the variance and the volatility of the Heston [30] model, for a proper computational nonnegativity-preserving procedure.

However, for the general validity of applications of the chain rule and simulations, the Δt -variance limit (B.11) required for (B.7)-(B.8) implies that the non-negative variance condition is questionable in both theory and simulation.

Note that the zero volatility limit is not a serious concern since the control constraints also provide a cutoff for the volatility. Further, the logarithmic transformation used for the geometric Brownian motion leads to singular derivatives of all orders, but the singularities are exactly cancelled out by the linear property of the underlying SDE.

B.3 Nonsingular, explicit, exact solution

In any event, the singular term in (B.7)-(B.8) vanishes in the special parameter case, such that

$$\kappa_v(t)\theta_v(t) = \frac{1}{4}\sigma_v^2(t), \quad \forall t.$$

Hence, we obtain a nonnegative, nonsingular exact solution

$$V(t) = e^{-\bar{\kappa}_v(t)} \left(\sqrt{V_0} + 0.5 \int_0^t e^{\bar{\kappa}_v(s)/2} (\sigma_v dG_v)(s) \right)^2, \quad (\text{B.12})$$

with the numerical form corresponding to (B.9)-(B.10),

$$V(t + \Delta t) = e^{-\Delta \bar{\kappa}_v(t)} \left(\sqrt{V(t)} + \frac{1}{2} \int_t^{t+\Delta t} e^{(\bar{\kappa}_v(s) - \bar{\kappa}_v(t))/2} (\sigma_v dG_v)(s) \right)^2. \quad (\text{B.13})$$

Similarly, the chain rule for the integrating factor form $\exp(\bar{\kappa}_v(t))V(t)$ with constant $\theta_v(t) = \theta_0$ for the stochastic volatility (2.4) leads to a somewhat simpler integrated form,

$$V(t) = \max \left(V^{(\text{det})}(t) + \int_0^t e^{\bar{\kappa}_v(s) - \bar{\kappa}_v(t)} (\sigma_v \sqrt{V} dG_v)(s), 0 \right), \quad (\text{B.14})$$

using the maximum with respect to zero to remove spurious numerical simulations in absence of a perfect square form. In (B.14),

$$V^{(\text{det})}(t) = V_0 e^{-\bar{\kappa}_v(t)} + \theta_0(t) \left(1 - e^{-\bar{\kappa}_v(t)} \right)$$

is the deterministic part of $V(t)$. Note that there is only a linear change of dependent variable according to the stochastic chain rule [21] using the transformation $Y(t) = \exp(\bar{\kappa}_v(t))V(t)$. So the deterministic part is easily separated out from the square-root dependence and replaces the mean-reverting drift term. The $V^{(\text{det})}(t)$ will be positive for positive parameters.

However, as Lord et al. [42] point out, a sufficiently accurate simulation scheme and a large number of simulation nodes are required so that the right-hand side of (2.4) generates nonnegative values. Nonnegative values using the stochastic Euler simulation have been verified for Heston's [30] constant risk-neutralized parameter values ($\kappa_v = 2.00$, $\theta_v = 0.01$, $\sigma_v = 0.10$) as long as the scaled number of nodes per unit time $N/(\kappa_v t_f) > 100$.

Hence, since the variance by definition for real processes cannot be negative, practical considerations suggest replacing occurrences of $V(t)$ by $\max(V(t), \epsilon)$, where ϵ is some numerically small, positive quantity for numerical purposes to account for the appearances of negative variance values.