

On the classification of rational tangles

Louis H. Kauffman

Department of Mathematics, Statistics and Computer Science
University of Illinois at Chicago
851 South Morgan St., Chicago IL 60607-7045, USA
kauffman@uic.edu

and

Sofia Lambropoulou
National Technical University of Athens
Department of Mathematics
Zografou campus, GR-157 80 Athens, Greece
sofia@math.ntua.gr

Abstract

In this paper we give two new combinatorial proofs of the classification of rational tangles using the calculus of continued fractions. One proof uses the classification of alternating knots. The other proof uses colorings of tangles. We also obtain an elementary proof that alternating rational tangles have minimal number of crossings. Rational tangles form a basis for the classification of knots and are of fundamental importance in the study of DNA recombination.

Keywords: knot, tangle, isotopy, rational tangle, continued fraction, flype, tangle fraction, alternating knots and links, coloring.

1 Introduction

A *rational tangle* is a proper embedding of two unoriented arcs α_1, α_2 in a 3-ball B^3 , so that the four endpoints lie in the boundary of B^3 , and such that there exists a homeomorphism of pairs:

$$\bar{h} : (B^3, \alpha_1, \alpha_2) \longrightarrow (D^2 \times I, \{x, y\} \times I) \quad (\text{a trivial tangle}).$$

This is equivalent to saying that rational tangles have specific representatives obtained by applying a finite number of consecutive twists of neighbouring endpoints starting from two unknotted and unlinked arcs (see Note 1 in Section 2). Such a pair of arcs comprise the $[0]$ or $[\infty]$ tangles, depending on their position in the plane (Figures 1 and 2). We shall use this characterizing property of rational tangles as our definition (Definition 1 below).

We are interested in tangles up to isotopy. Two rational tangles, T, S , in B^3 are *isotopic*, denoted by $T \sim S$, if there is an orientation-preserving self-homeomorphism $h : (B^3, T) \rightarrow (B^3, S)$ that is the identity map on the boundary. Equivalently, T, S are isotopic if and only if any two diagrams of theirs (i.e. seeing the tangles as planar graphs) have identical configurations of their four endpoints on the boundary of the projection disc, and they differ by a finite sequence of the well-known Reidemeister moves [31], which take place in the interior of the disc. Of course, each twisting operation changes the isotopy class of the tangle to which it is applied.

The rational tangles consist in a special class of 2-tangles, i.e. embeddings in a 3-ball of two arcs and a finite number of circles. The 2-tangles are particularly interesting because of the simple symmetry of their endpoints, which keeps the class closed under the tangle operations (see Figure 3 below). Moreover, the special symmetry of the endpoints of 2-tangles allows for the following *closing* operations, which yield two different knots or links: The *Numerator* of a 2-tangle, T , denoted by $N(T)$, which is obtained by joining with simple arcs the two upper endpoints and the two lower endpoints of T , and the *Denominator* of a 2-tangle, T , which is obtained by joining with simple arcs each pair of the corresponding top and bottom endpoints of T , and it shall be denoted by $D(T)$. Every knot or link can arise as the numerator closure of a 2-tangle. The theory of general tangles has been introduced in 1967 by John H. Conway [8] in his work on enumerating and classifying knots. (In fact Conway had been thinking about tangles since he was a student in high school and he obtained his results as an undergraduate student in college.)

The rational tangles give rise via numerator or denominator closure to a special class of knots and links, the *rational knots* (also known as Viergeflechte, four-plats and 2-bridge knots). These have one or two components, they are alternating and they are the easiest knots and links to make (also for Nature, as DNA recombination suggests). The first twenty five knots, except for 8_5 , are rational. Furthermore all knots and links up to ten crossings are either rational or are obtained by inserting rational tangles into a few simple planar graphs, see [8]. The 2-fold branched covering spaces of S^3 along the rational knots give rise to the lens spaces $L(p, q)$ [38], [37]. Different rational tangles can give

the same rational knot when closed and this leads to the subtle theory of the classification of rational knots, see [36], [6] and [17]. Finally, rational knots and rational tangles figure prominently in the applications of knot theory to the topology of DNA, see [10], [44]. Treatments of various aspects of rational tangles and rational knots can be found in various places in the literature, see [8], [39], [7], [18], [24]. See also [2] for a good discussion on classical relationships of rational tangles, covering spaces and surgery. At the end of the paper we give a short history of rational knots and rational tangles.

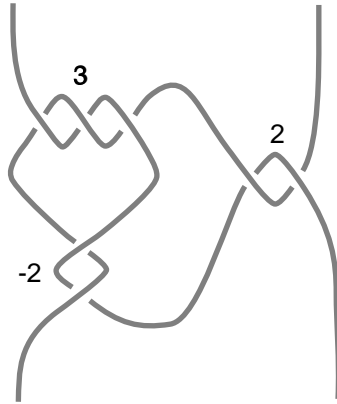


Figure 1 - A rational tangle in standard form

A rational tangle is associated in a canonical manner with a unique, reduced rational number or ∞ , called *the fraction* of the tangle. Rational tangles are classified by their fractions by means of the following theorem due to John H. Conway [8]:

Theorem 1 (Conway, 1970) *Two rational tangles are isotopic if and only if they have the same fraction.*

In [8] Conway defined the fraction of a rational tangle using its continued fraction form. He also defined a topological invariant $F(R)$ for an arbitrary 2-tangle R using the Alexander polynomial of the knots $N(R)$ and $D(R)$, namely as: $F(R) = \frac{\Delta(N(R))}{\Delta(D(R))}$. He then observed that this evaluated at -1 coincides with the fraction for rational tangles. The advantage of the second definition is that it is already a topological invariant of the tangle. Proofs of Theorem 1 are given in [23], [7] p.196 and [14]. The first two proofs used the second definition of the fraction as an isotopy invariant of rational tangles. Then, for proving that the fraction classifies the rational tangles, they invoked the

classification of rational knots. The proof by Goldman and Kauffman [14] is the first combinatorial proof of the classification of rational tangles. In [14] the fraction of an unoriented 2-tangle S is defined via the bracket polynomial of the unoriented knots $N(R)$ and $D(R)$, namely as: $F(R) = i \frac{\langle N(R) \rangle(A)}{\langle D(R) \rangle(A)}$, where the indeterminate A is specified to \sqrt{i} . There again the fraction is by definition an isotopy invariant of the tangles. The first definition of the fraction is more natural, in the sense that it is obtained directly from the topological structure of the rational tangles. In order to prove Theorem 1 using this definition we need to rely on a deep result in knot theory – namely the solution of the *Tait Conjecture* [46] concerning the classification of alternating knots that was given by Menasco and Thistlethwaite [22] in 1993, and to adapt it to rational tangles.

It is the main purpose of this paper to give this direct combinatorial proof of Theorem 1. We believe that our proof gives extra insight into the isotopies of rational tangles and the nature of the theorem beyond the proof in [14]. The fraction is defined directly from the algebraic combinatorial structure of the rational tangle by means of a continued fraction expansion, and we have to show that it is an isotopy invariant. The topological invariance of the fraction is proved via flyping. We will show that the fraction is invariant under flyping (Definition 2) and the transfer moves (see Figure 14), from which it follows that it is an isotopy invariant of rational tangles. We will also show that two rational tangles with the same fraction are isotopic. These two facts imply Theorem 1.

In the course of this proof we will see and we will exploit the extraordinary interplay between the elementary number theory of continued fractions and the topological structure of rational tangles, using their characteristic properties: The rational flypes (Definition 2) and equivalence of flipovers (Definition 3). The core of our proof is that rational tangles and continued fractions have a similar canonical form, and the fact that rational tangles are alternating, for which we believe we found the simplest possible proof. This implies the known result that the rational knots are alternating. We also give a second combinatorial proof of Theorem 1 by defining the tangle fraction via coloring. This paper serves as a basis for a sequel paper [17], where we give the first combinatorial proofs of Schubert’s classification theorems for unoriented and oriented rational knots [36], using the results and the techniques developed here.

The paper is organized as follows. In Section 2 we introduce the operations on rational tangles, we discuss the Tait conjecture for alternating knots and we prove a canonical form for rational tangles. In Section 3 we discuss some

facts about continued fractions and we prove a key result, a unique canonical form. In Section 4 we define the fraction of a rational tangle, we unravel in full the analogy between continued fractions and rational tangles (analogy of operations and calculus), and we give our proof of the classification of rational tangles. We also prove the minimality of crossings for alternating rational tangles without necessarily resting on the solution to the Tait conjecture. In Section 5 we give an alternate definition of the fraction of a rational tangle via integral coloring, as well as another combinatorial proof of Theorem 1, without using the Tait conjecture. In Section 5 we use the structure of integral colorings of rational tangles to prove for rational knots and links a special case of a conjecture of Kauffman and Harary [16] about colorings of alternating links. Finally, in Section 6 we reduce the number of operations that generate the rational tangles and we give a short history of rational knots and rational tangles. Throughout the paper by ‘tangle’ we will mean ‘tangle diagram’ and by ‘knots’ we will be referring to both knots and links.

2 The Canonical Form of Rational Tangles

Clearly the simplest rational tangles are the $[0]$, the $[\infty]$, the $[+1]$ and the $[-1]$ tangles, whilst the next simplest ones are:

- (i) The *integer tangles*, denoted by $[n]$, made of n horizontal twists, $n \in \mathbb{Z}$,
- (ii) The *vertical tangles*, denoted by $\frac{1}{[n]}$, made of n vertical twists, $n \in \mathbb{Z}$.

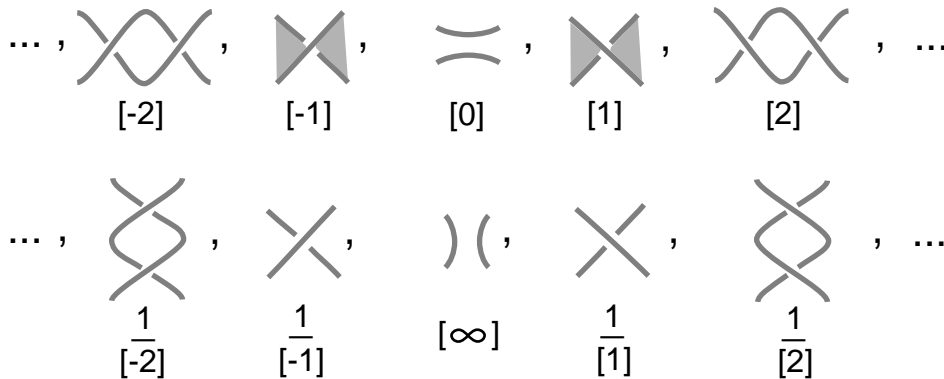


Figure 2 - The elementary rational tangles and the shading rule

We note that the type of crossings of knots and tangles follow the checkerboard rule: Shade the regions of the tangle (knot) in two colors, starting from the

left (outside) to the right (inside) with grey, and so that adjacent regions have different colors. Crossings in the tangle are said to be of *positive type* if they are arranged with respect to the shading as exemplified in Figure 2 by the tangle $[+1]$, whilst crossings of the reverse type are said to be of *negative type* and they are exemplified in Figure 2 by the tangle $[-1]$. The reader should note that our crossing type conventions are the opposite of those of Conway in [8] and of those of Kawauchi in [18]. Our conventions agree with those of Ernst and Sumners in [10], which also follow the standard conventions of biologists.

Rational tangles can be added, multiplied, rotated, mirror imaged and inverted. These are well-defined (up to isotopy) operations in the class of 2-tangles, adequately described in Figure 3. In particular, *the sum* of two 2-tangles is denoted by ‘+’ and *the product* by ‘*’. Notice that addition and multiplication of tangles are not commutative. Also, they do not preserve the class of rational tangles. For example, the tangle $\frac{1}{[3]} + \frac{1}{[2]}$ is not rational. We point out that the numerator (denominator) closure of the sum (product) of two rational tangles is still a rational knot, but the sum (product) of two rational tangles is a rational tangle if and only if one of the two is an integer (a vertical) tangle.

The mirror image of a tangle T , denoted $-T$, is obtained from T by switching all the crossings. E.g. $-[n] = [-n]$ and $-\frac{1}{[n]} = \frac{1}{[-n]}$. Then we have $-(T + S) = (-T) + (-S)$ and $-(T * S) = (-T) * (-S)$. Finally, *the rotation* of T , denoted T^r , is obtained by rotating T counterclockwise by 90° , whilst *the inverse* of T , denoted T^i , is defined to be $-T^r$. For example, $[n]^i = \frac{1}{[n]}$ and $\frac{1}{[n]}^i = [n]$. Turning the tangle clockwise by 90° is the cancelling operation of our defined inversion, denoted T^{-i} . In particular $[0]^r = [0]^i = [\infty]$ and $[\infty]^r = [\infty]^i = [0]$. We have that $N(T) = D(T^r)$ and $D(T) = N(T^r)$.

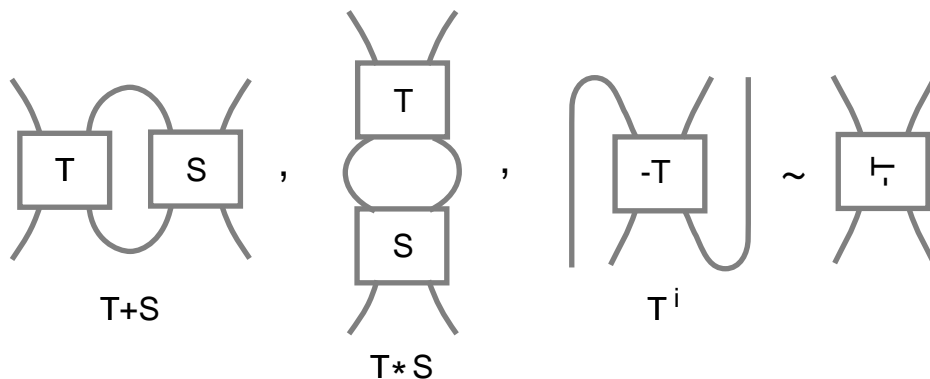


Figure 3 - Addition, multiplication and inversion of 2-tangles

Note that T^r and T^i are in general not isotopic to T . Also, it is in general not the case that the inverse of the inverse of a 2-tangle is isotopic to the original tangle, since $(T^i)^i = (T^r)^r$ is the tangle obtained from T by rotating it on its plane by 180^0 . For 2-tangles the inversion is an order four operation. But, remarkably, for rational tangles the inversion is an operation of order two, i.e. $T^{-i} \sim T^i$ and $T \sim (T^i)^i$ (see Lemma 2). For this reason we shall denote the inverse of a rational tangle S as $\frac{1}{S}$. This explains the notation for the vertical tangles. In particular we shall have $\frac{1}{[0]} = [\infty]$ and $\frac{1}{[\infty]} = [0]$.

Definition 1 A rational tangle is in *twist form* if it is created by consecutive additions and multiplications by the tangles $[\pm 1]$, starting from the tangle $[0]$ or the tangle $[\infty]$. (See Figure 4 for an example.)

Conversely, a rational tangle in twist form can be brought to one of the tangles $[0]$ or $[\infty]$ by a finite sequence of untwistings. It follows that a rational tangle in twist form can be obtained inductively from a previously created rational tangle by consecutive additions of integer tangles and multiplications by vertical tangles, and it can be described by an algebraic expression of the type:

$$[s_k] + (\cdots + (\frac{1}{[r_3]} * ([s_1] + (\frac{1}{[r_1]} * [s_0] * \frac{1}{[r_2]})) + [s_2]) * \frac{1}{[r_4]} + \cdots) + [s_{k+1}],$$

or of the type:

$$\frac{1}{[r_k]} * (\cdots * ([s_3] + (\frac{1}{[r_1]} * ([s_1] + \frac{1}{[r_0]} + [s_2]) * \frac{1}{[r_2]})) + [s_4]) * \cdots) * \frac{1}{[r_{k+1}]},$$

according as we start building from the tangle $[0]$ or $[\infty]$, where all $s_i, r_i \in \mathbb{Z}$. Note that some of the s_i, r_i may be zero. By allowing $[s_k] + [s_{k+1}] = [0]$ and $[s_0] = [\infty]$ in the first expression, an algebraic expression of the following type can subsume both cases.

$$T = [s_k] + (\cdots + (\frac{1}{[r_3]} * ([s_1] + (\frac{1}{[r_1]} * [s_0] * \frac{1}{[r_2]})) + [s_2]) * \frac{1}{[r_4]} + \cdots) + [s_{k+1}],$$

where $s_i, r_i \in \mathbb{Z}$. For example, the rational tangle of Figure 4 can be described as $(([3] + ([1] * [3] * \frac{1}{[2]}) + [-4]) * \frac{1}{[-4]}) + [2]$. With the above notation and for any $j \leq k$ we call a *truncation of T* the result of untwisting T for a while, i.e. a rational tangle of the type:

$$R = [s_j] + (\cdots + (\frac{1}{[r_3]} * ([s_1] + (\frac{1}{[r_1]} * [s_0] * \frac{1}{[r_2]})) + [s_2]) * \frac{1}{[r_4]} + \cdots) + [s_{j+1}].$$

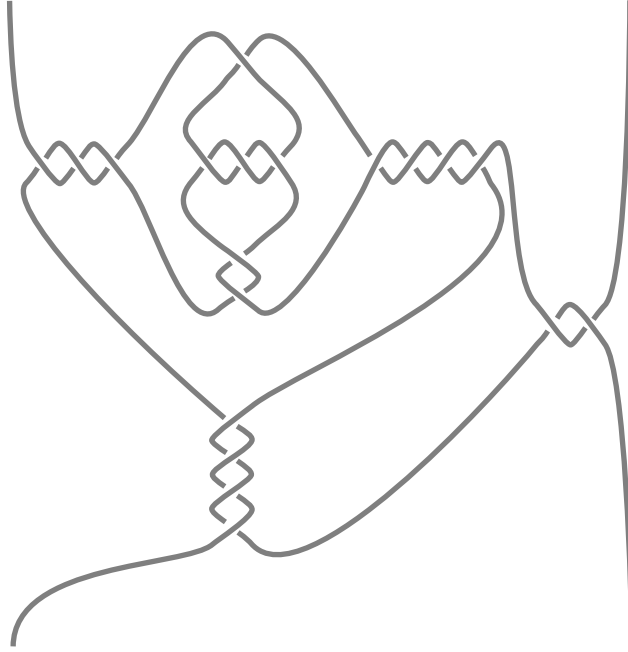


Figure 4 - A rational tangle in twist form

Note 1 To see the equivalence of Definition 1 with the definition of a rational tangle given in the introduction let S^2 denote the two-dimensional sphere, which is the boundary of the 3-ball, B^3 , and let p denote four specified points in S^2 . Let further $h : (S^2, p) \rightarrow (S^2, p)$ be a self-homeomorphism of S^2 with the four points. This extends to a self-homeomorphism \bar{h} of the 3-ball B^3 (see [34], page 10). Further, let a denote the two straight arcs $\{x, y\} \times I$ joining pairs of the four points of the boundary of B^3 . Consider now $\bar{h}(a)$. We call this the tangle induced by h . We note that, up to isotopy, h is a composition of braidings of pairs of points in S^2 (see [27], pages 61 to 65). Each such braiding induces a twist in the corresponding tangle. So, if h is a composition of braidings of pairs of points, then the extension \bar{h} is a composition of twists of neighbouring end arcs. Thus $\bar{h}(a)$ is a rational tangle and every rational tangle can be obtained this way.

We define now an isotopy move for rational tangles that plays a crucial role in the whole theory that follows.

Definition 2 A *flype* is an isotopy of a 2-tangle/a knot applied on a 2-subtangle of the form $[\pm 1] + t$ or $[\pm 1] * t$ as illustrated in Figure 5. A flype

fixes the endpoints of the subtangle on which it is applied. A flype shall be called *rational* if the 2-subtangle on which it acts is rational.

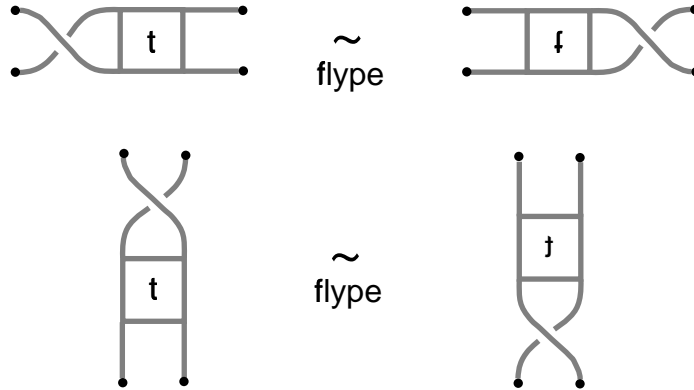


Figure 5 - The flype moves

A tangle is said to be *alternating* if the crossings alternate from under to over as we go along any component or arc of the weave. Similarly, a knot is *alternating* if it possesses an alternating diagram. Notice that, according to the checkerboard shading, the only way the weave alternates is if any two adjacent crossings are of the same type, and this propagates to the whole diagram. Thus, *a tangle or a knot diagram with all crossings of the same type is alternating*, and this characterizes alternating tangles and knot diagrams. It is important to note that flypes preserve the alternating structure. Moreover, flypes are the only isotopy moves needed in the statement of the celebrated Tait Conjecture for alternating knots. This was P.G. Tait's working assumption in 1877 (see [46]) and was proved by W. Menasco and M. Thistlethwaite [22] in 1993.

The Tait Conjecture for Knots. Two alternating knots are isotopic if and only if any two corresponding diagrams on S^2 are related by a finite sequence of flypes.

For rational tangles flypes are of very specific types, as the lemma below shows.

Lemma 1 *Let T be a rational tangle in twist form. Then*

- (i) *T does not contain any non-rational 2-subtangles.*
- (ii) *Every 2-subtangle of T is a truncation of T .*

Proof. By induction. Notice that both statements are true for the tangles $[0]$, $[\infty]$ and $[\pm 1]$. Assume they are true for all rational tangles with less than n crossings, and let T be a rational tangle in twist form with n crossings. By Definition 1 the tangle T will contain an outmost crossing, i.e. $T = T' + [\pm 1]$ or $T = [\pm 1] + T'$ or $T = T' * [\pm 1]$ or $T = [\pm 1] * T'$.

For proving (i) we proceed as follows. Let U be a 2-subtangle of T . Then U either contains the outmost crossing of T or not. If U does not contain the crossing, then by removing it we have U as a 2-subtangle of the tangle T' . But T' has $n - 1$ crossings, and by induction hypothesis U is rational. If U does contain the outmost crossing, then by removing it we also remove it from U , and so we obtain a 2-subtangle U' of the new tangle T' . But U is rational if and only if U' is rational, and U' has to be rational by induction hypothesis.

For proving (ii) let U be a 2-subtangle of T . By (i) U has to be rational and, arguing as in (i), U either contains the outmost crossing of T or not. If not, then by removing the crossing we have U as a 2-subtangle of the tangle T' , and by induction hypothesis U is a truncation of T' , and thus also of T . If U does contain the outmost crossing, then by removing it we obtain a 2-subtangle U' of the new tangle T' , and by induction hypothesis U' is a truncation of T' . Then U' is also a truncation of T , and thus so is U . \square

Corollary 1 *All flypes of a rational tangle T are rational.*

Definition 3 A *flip* is a rotation in space of a 2-tangle by 180° . We say that T^{hflip} is the *horizontal flip* of the 2-tangle T if T^{hflip} is obtained from T by a 180° - rotation around a horizontal axis on the plane of T , and T^{vflip} is the *vertical flip* of the tangle T if T^{vflip} is obtained from T by a 180° - rotation around a vertical axis on the plane of T , see Figure 6 for illustrations.

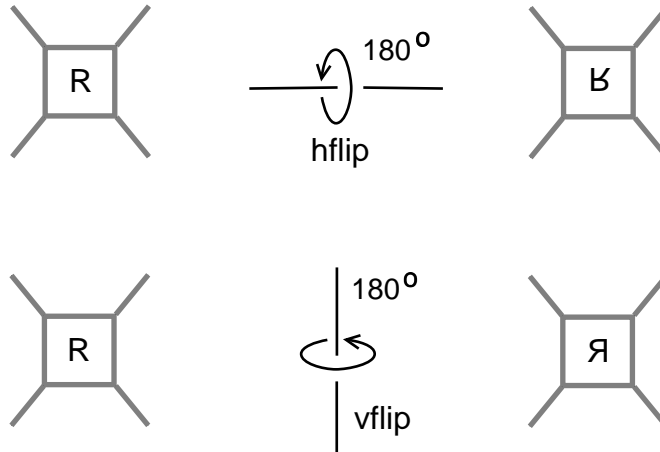


Figure 6 - The horizontal and the vertical flip

In view of the above definitions, a flype on a 2-subtangle t can be described by one of the isotopy identities:

$$[\pm 1] + t \sim t^{hflip} + [\pm 1] \quad \text{or} \quad [\pm 1] * t \sim t^{vflip} * [\pm 1].$$

Now we come to a remarkable property of rational tangles. Note that a flip switches the endpoints of the tangle and, in general, a flipped tangle is not isotopic to the original one. But this is the case for rational tangles, as the lemma below shows.

Lemma 2 (Flipping Lemma) *If T is rational, then:*

$$(i) T \sim T^{hflip}, \quad (ii) T \sim T^{vflip} \quad \text{and} \quad (iii) T \sim (T^i)^i = (T^r)^r.$$

Proof. We prove (i) and (ii) by induction. Note that both statements are true for the tangles $[0]$, $[\infty]$, $[\pm 1]$, and assume they are true for any rational tangle, R say, with n crossings, i.e. $R \sim R^{hflip}$ and $R \sim R^{vflip}$. We will show that then the statements hold also for the tangles $F = R + [\pm 1]$, $F' = [\pm 1] + R$, $L = R * [\pm 1]$, and $L' = [\pm 1] * R$. Then, by Definition 1 and by Note 1, the statements shall be true for any rational tangle. Indeed, for F^{hflip} and L^{hflip} we have:

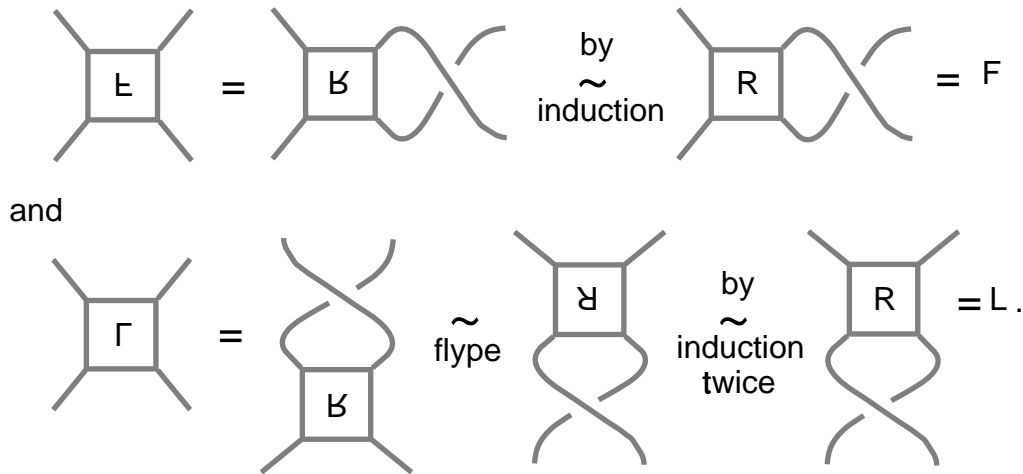


Figure 7 - The proof of Lemma 2

With the same arguments we show that $F^{vflip} \sim F$ and $L^{vflip} \sim L$. For the tangles F' and L' the proofs are completely analogous. Finally, statement (iii) follows from (i) and (ii), since $(T^i)^i = (T^r)^r = (T^{hflip})^{vflip}$. \square

Remark 1 As a consequence of Lemma 2, addition of $[\pm 1]$ and multiplication by $[\pm 1]$ are commutative, so a rational flype is described by

$$[\pm 1] + t \sim t + [\pm 1] \quad \text{or} \quad [\pm 1] * t \sim t * [\pm 1].$$

In general for any $m, n \in \mathbb{Z}$ we have the following isotopy identities:

$$[m] + T + [n] \sim T + [m + n], \quad \frac{1}{[m]} * T * \frac{1}{[n]} \sim T * \frac{1}{[m + n]}.$$

In view of Lemma 2, another way to define a rational flype is by one of the following isotopy identities:

$$[\pm 1] + t \sim ([\pm 1] + t)^{vflip} \quad \text{or} \quad [\pm 1] * t \sim ([\pm 1] * t)^{hflip}.$$

Lemma 2(iii) says that inversion is an operation of order 2 for rational tangles. Thus, if T rational then $T^i \sim T^{-i}$, so we can rotate the mirror image of T by 90° either counterclockwise or clockwise to obtain T^i . Thus, for a rational tangle T its inverse shall be denoted by $\frac{1}{T}$ or T^{-1} . With this notation we have $\frac{1}{\frac{1}{T}} = T$ and $T^r = \frac{1}{-T} = -\frac{1}{T}$.

Definition 4 A rational tangle is said to be in *standard form* if it is created by consecutive additions of the tangles $[\pm 1]$ *only on the right* (or only on the left) and multiplications by the tangles $[\pm 1]$ *only at the bottom* (or only at the top), starting from the tangle $[0]$ or $[\infty]$.

Thus, a rational tangle in standard form can be obtained inductively from a previously created rational tangle, T say, either by adding an integer tangle on the right: $T \rightarrow T + [\pm k]$, or by multiplying by a vertical tangle at the bottom: $T \rightarrow T * \frac{1}{[\pm k]}$, starting from $[0]$ or $[\infty]$, see Figure 8.

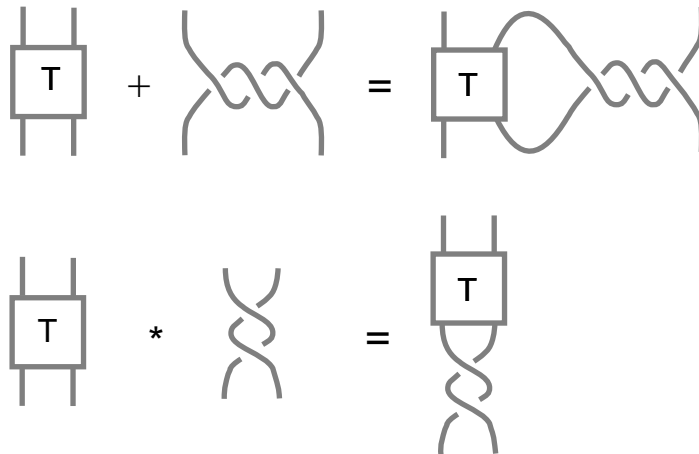


Figure 8 - Creating rational tangles in standard form

Figure 1 illustrates the tangle $(([3] * \frac{1}{[-2]}) + [2])$ in standard form. Hence, a rational tangle in standard form has an algebraic expression of the type:

$$((([a_n] * \frac{1}{[a_{n-1}]}) + [a_{n-2}]) * \dots * \frac{1}{[a_2]}) + [a_1], \text{ for } a_2, \dots, a_{n-1} \in \mathbb{Z} - \{0\},$$

where $[a_1]$ could be $[0]$ and $[a_n]$ could be $[\infty]$ (see also Remark 2 below). The a_i 's are integers denoting numbers of twists with their types. Note that the tangle begins to twist from the tangle $[a_n]$ and it untwists from the tangle $[a_1]$. Figure 9 illustrates two equivalent (by the Flipping Lemma) ways of representing an abstract rational tangle in standard form: The *standard representation* of a rational tangle. In either illustration the rational tangle begins to twist from the tangle $[a_n]$ ($[a_5]$ in Figure 9), and it untwists from the tangle $[a_1]$. Note that the tangle in Figure 9 has an odd number of sets of twists ($n = 5$) and this causes $[a_1]$ to be horizontal. If n is even and $[a_n]$ is horizontal then $[a_1]$ has to be vertical.

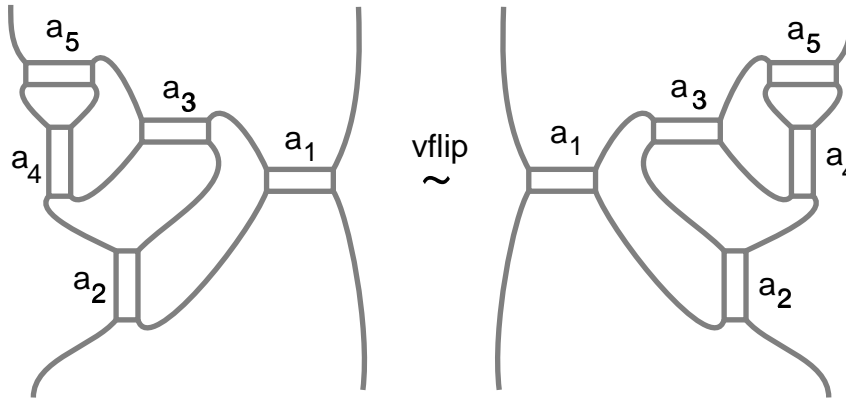


Figure 9 - The standard representations

Another way of representing an abstract rational tangle in standard form is the *3-strand-braid representation*, illustrated in Figure 10, which is more useful for studying rational knots. For an example see Figure 11. As Figure 10 shows, the 3-strand-braid representation is actually a compressed version of the standard representation, so the two representations are equivalent. The upper row of crossings of the 3-strand-braid representation corresponds to the horizontal crossings of the standard representation and the lower row to the

vertical ones, as it is easy to see by a planar rotation. Note that, even though the type of crossings does not change by this planar rotation, we need to draw the mirror images of the even terms, since when we rotate them to the vertical position we obtain crossings of the opposite type in the local tangles. In order to bear in mind this change of the local signs we put on the geometric picture the minuses on the even terms.

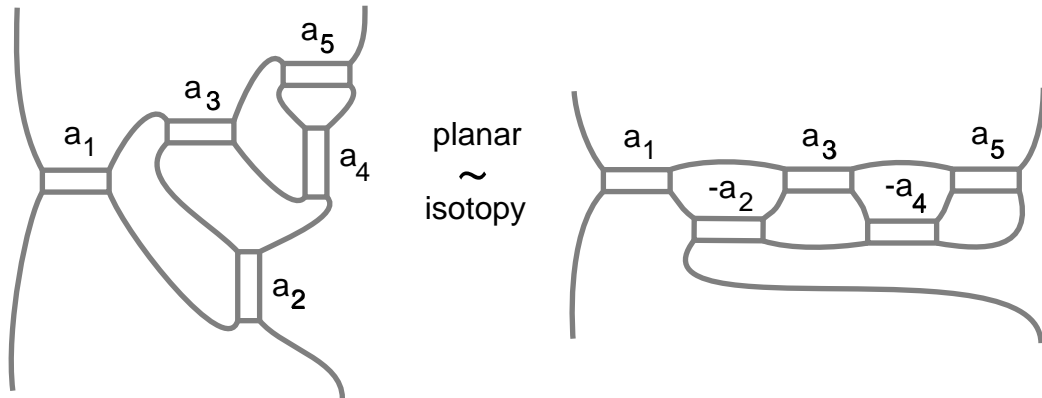


Figure 10 - The standard and the 3-strand-braid representation

Remark 2 When we start creating a rational tangle, the very first crossing can be equally seen as a horizontal or as a vertical one. Thus, we may always assume that we start twisting from the $[0]$ -tangle. Moreover, because of the same ambiguity, we may always assume that *the index n in the above notation is always odd*. This is illustrated in Figure 11.

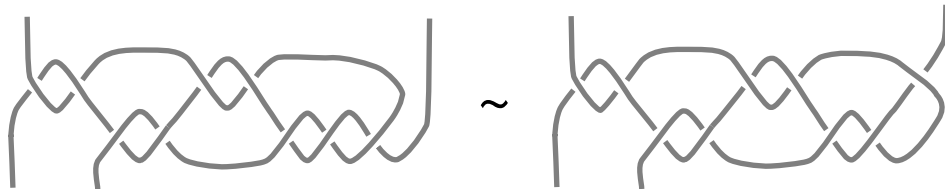


Figure 11 - The ambiguity of the first crossing

From the above one may associate to a rational tangle T a vector of integers (a_1, a_2, \dots, a_n) . The first entry denotes the place where T starts unravelling

and the last entry is where it begins to twist. For example the rational tangle of Figure 1 is associated to the induced vector $(2, -2, 3)$, while the tangle of Figure 4 corresponds after a sequence of flypes to the vector $(2, -4, -1, 3, 3)$. For the rational tangle T this vector is *unique*, up to breaking the entry a_n by a unit, according to Remark 2. I.e. $(a_1, a_2, \dots, a_n) = (a_1, a_2, \dots, a_n - 1, 1)$, if $a_n > 0$, and $(a_1, a_2, \dots, a_n) = (a_1, a_2, \dots, a_n + 1, -1)$, if $a_n < 0$. (From the above n may be assumed to be odd.) As we shall soon see, if T changes by an isotopy the induced associated vector is not the same.

The following lemma shows that the standard form is generic for rational tangles.

Lemma 3 *Every rational tangle can be brought via isotopy to standard form.*

Proof. Let T be a rational tangle in twist form. Starting from the outmost crossings of T and using horizontal and vertical rational flypes we bring, by induction, all horizontal and all vertical twists to the right and to the bottom applying the isotopy identities for rational flypes given in Remark 1. This process yields that the tangle

$$T = [s_k] + (\dots + (\frac{1}{[r_3]} * ([s_1] + (\frac{1}{[r_1]} * [s_0] * \frac{1}{[r_2]})) + [s_2]) * \frac{1}{[r_4]} + \dots) + [s_{k+1}],$$

gets transformed isotopically to the tangle in standard form:

$$((((([s_0] * \frac{1}{[r_1 + r_2]}) + [s_1 + s_2]) * \frac{1}{[r_3 + r_4]}) + \dots) + [s_k + s_{k+1}]).$$

□

For example, the tangle in Figure 4 is isotopic to the tangle $(([3] * \frac{1}{[3]}) + [-1]) * \frac{1}{[-4]} + [2]$ in standard form.

Remark 3 It follows from Definition 4 and Lemma 3 that the whole class of rational tangles can be generated inductively by the two simple algebraic operations below starting from the tangles $[0]$ or $[\infty]$, where T is any previously created rational tangle.

1. *Right addition of $[+1]$ or $[-1]$:* $T \longrightarrow T + [\pm 1].$
2. *Bottom multiplication by $[+1]$ or $[-1]$:* $T \longrightarrow T * [\pm 1].$

Definition 5 A *continued fraction in integer tangles* is an algebraic description of a rational tangle via a continued fraction built from the tangles $[a_1], [a_2], \dots, [a_n]$ with all numerators equal to 1, namely an expression of the type:

$$T = [[a_1], [a_2], \dots, [a_n]] := [a_1] + \frac{1}{[a_2] + \dots + \frac{1}{[a_{n-1}] + \frac{1}{[a_n]}}}$$

for $a_2, \dots, a_n \in \mathbb{Z} - \{0\}$ and n even or odd. We allow that the term a_1 may be zero, and in this case the tangle $[0]$ may be omitted. A rational tangle described via a continued fraction in integer tangles is said to be in *continued fraction form*. The *length* of the continued fraction is arbitrary – here illustrated at length n whether the first summand is the tangle $[0]$ or not.

Lemma 4 Every rational tangle T satisfies the following isotopic equations:

$$T * \frac{1}{[n]} = \frac{1}{[n] + \frac{1}{T}} \quad \text{and} \quad \frac{1}{[n]} * T = \frac{1}{\frac{1}{T} + [n]}.$$

Proof. Figure 12 illustrates the proof of the first equation. Here ‘L.2’ stands for ‘Lemma 2’. The second one is similar. That the two equations are indeed isotopic follows from the proof of Lemma 3. □

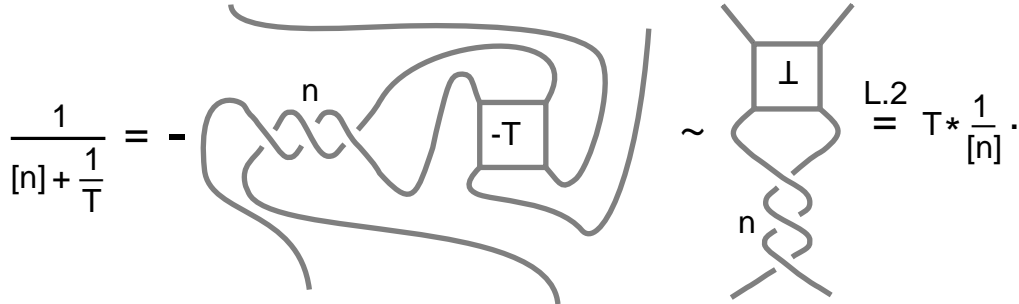


Figure 12 - The proof of Lemma 4

Remark 4 It follows now from Remark 3 and Lemma 4 that the two simple algebraic operations below generate inductively the whole class of rational tangles starting from the tangle $[0]$, where T is any previously created rational tangle.

1. *Right addition of $[+1]$ or $[-1]$:* $T \longrightarrow T + [\pm 1]$.

2. *Inversion of rational tangles:* $T \longrightarrow \frac{1}{T} = T^{-1}$.

It is easy to see that the second operation can be replaced by the operation:

2'. *Rotation of rational tangles:* $T \longrightarrow T^r = -\frac{1}{T}$.

In Section 6 we sharpen this even more by showing that the class of rational tangles is generated inductively from the tangle $[0]$ by addition of $[+1]$ and rotation. We are now in a position to prove the following:

Proposition 1 *Every rational tangle can be written in continued fraction form.*

Proof. By Lemma 3, a rational tangle may be assumed to be in standard form and so by repeated applications of Lemma 4 we obtain the corresponding continued fraction form:

$$\left(\left(\left([a_n] * \frac{1}{[a_{n-1}]} \right) + [a_{n-2}] \right) * \cdots * \frac{1}{[a_2]} \right) + [a_1] \longrightarrow [a_1] + \frac{1}{[a_2] + \cdots + \frac{1}{[a_{n-1}] + \frac{1}{[a_n]}}}$$

□

Thus the continued fraction form and the standard form of a rational tangle are equivalent and the above correspondence shows that it is straightforward to write out the one from the other. For example, the tangle of Figure 1 can be written as $[2] + \frac{1}{[-2] + \frac{1}{[3]}}$, the one of Figure 4 as $[[2], [-4], [-1], [3], [3]]$, whilst the illustrations of Figures 9 and 10 depict an abstract rational tangle $[[a_1], [a_2], [a_3], [a_4], [a_5]]$. The following statements, now, about the continued fraction form of rational tangles are straightforward.

Lemma 5 *Let $T = [[a_1], [a_2], \dots, [a_n]]$ be a rational tangle in continued fraction form. Then*

1. $T + [\pm 1] = [[a_1 \pm 1], [a_2], \dots, [a_n]]$,
2. $\frac{1}{T} = [[0], [a_1], [a_2], \dots, [a_n]]$,
3. $-T = [[-a_1], [-a_2], \dots, [-a_n]]$,
4. *If $R = [[a_{i+1}], \dots, [a_n]]$, then we write $T = [[a_1], \dots, [a_i], R]$,*
5. *If $a_i = b_i + c_i$ and $S = [[c_i], [a_{i+1}], \dots, [a_n]]$, then*

$$T = [[a_1], \dots, [a_{i-1}], [b_i] + S] = [[a_1], \dots, [a_{i-1}], [b_i], [0], [c_i], [a_{i+1}], \dots, [a_n]].$$

Recall that a rational tangle $[[a_1], [a_2], \dots, [a_n]]$ is alternating if *the a_i 's are all positive or all negative.*

that the subtangles t and s are rational and in continued fraction form. Now, inside s the arc connecting the two crossings of opposite signs can be isotoped in both types of configurations to yield a simpler rational tangle s' isotopic to s . See Figure 14 for i odd and for i even respectively. Such an isotopy move shall be called *a transfer move*. Since s is a rational tangle in continued fraction form, the upper left arc of s joins directly to the subtangle a_n , and thus it meets no other arcs of the diagram. Hence, after the transfer move the subtangle s' has one fewer crossing than s so we can apply induction.

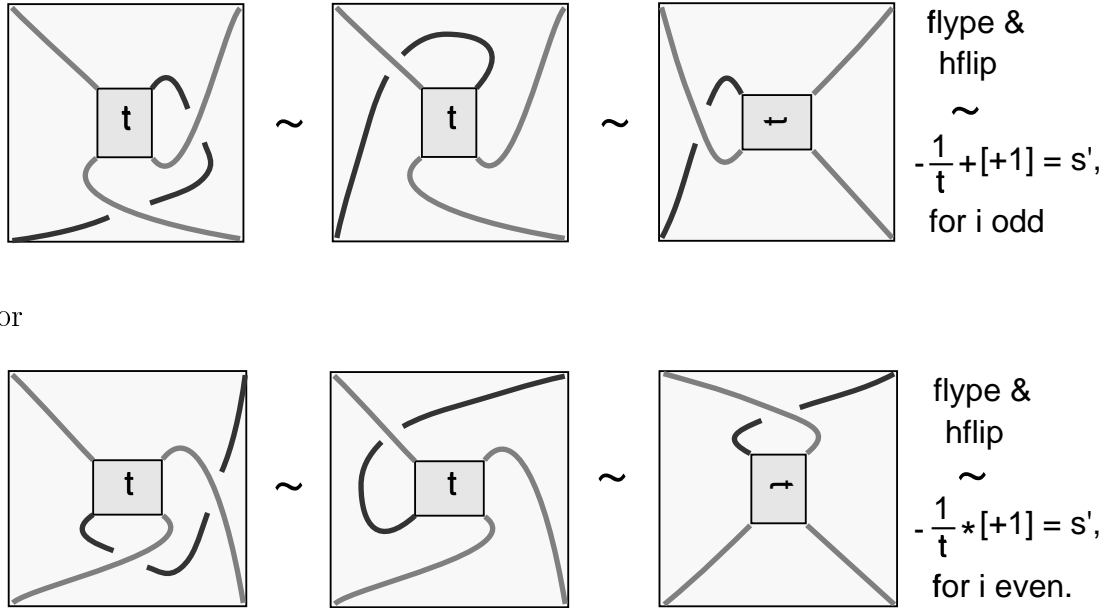


Figure 14 - The transfer moves

The above isotopies are reflected in the following tangle identities for the cases i odd and i even respectively. There are similar identities for switched crossings.

$$s = (t + [-1]) * [+1] \stackrel{L.4}{=} \frac{1}{[+1] + \frac{1}{[-1]+t}} \sim -\frac{1}{t} + [+1] = s', \text{ if } i \text{ odd, and}$$

$$s = (t * [-1]) + [+1] \stackrel{L.4}{=} [+1] + \frac{1}{[-1] + \frac{1}{t}} \sim -\frac{1}{t} * [+1] \stackrel{L.4}{=} \frac{1}{[+1] - t} = s', \text{ if } i \text{ even.}$$

In terms of tangle continued fractions the above can be expressed as follows:

If i odd: We have from Figure 13 that $t = [[a_i + 1], [a_{i+1}], \dots, [a_n]]$,

$s = [[0], [+1], [-1] + t] = [[0], [+1], [a_i], \dots, [a_n]]$ and, from Figure 14, that

$$s' = [[+1], -t] = [[+1], -[a_i + 1], -[a_{i+1}], \dots, -[a_n]].$$

And so,

$$\begin{aligned} T &= [[a_1], \dots, [(a_{i-1} - 1) + 1], \dots, [a_n]] = [[a_1], \dots, [a_{i-2}], [a_{i-1} - 1] + \frac{1}{s}] \\ &= [[a_1], \dots, [a_{i-2}], [(a_{i-1} - 1) + (+1)], [-1] + t] \end{aligned}$$

$$\stackrel{L.5(5)}{=} [[a_1], \dots, [a_{i-2}], [a_{i-1} - 1], [0], [+1], [-1] + t] \iff$$

$$T = [[a_1], \dots, [a_{i-2}], [a_{i-1} - 1], [0], [+1], [a_i], \dots, [a_n]],$$

which gets isotopically transformed to

$$\begin{aligned} T' &= [[a_1], \dots, [a_{i-2}], [a_{i-1} - 1] + \frac{1}{s'}] = [[a_1], \dots, [a_{i-2}], [a_{i-1} - 1], s'] \\ &= [[a_1], \dots, [a_{i-2}], [a_{i-1} - 1], [+1], -t] \iff \end{aligned}$$

$$T' = [[a_1], \dots, [a_{i-2}], [a_{i-1} - 1], [+1], -[a_i + 1], -[a_{i+1}], \dots, -[a_n]].$$

If i even: Here we have $t = [[0], [a_i + 1], [a_{i+1}], \dots, [a_n]]$,

$$s = [[+1], [-1] * t] \stackrel{L.4}{=} [[+1], [-1], t] \stackrel{L.5(5)}{=} [[+1], [a_i], \dots, [a_n]] \text{ and}$$

$$s' \stackrel{L.4}{=} [[0], [+1] + (-t)] = [[0], [+1], -[a_i + 1], -[a_{i+1}], \dots, -[a_n]].$$

And so,

$$\begin{aligned} T &= [[a_1], [a_2], \dots, [a_n]] = [[a_1], \dots, [a_{i-2}], [a_{i-1} - 1] + s] \\ &= [[a_1], \dots, [a_{i-2}], [(a_{i-1} - 1) + (+1)], [-1] + \frac{1}{t}] \end{aligned}$$

$$\stackrel{L.5(5)}{=} [[a_1], \dots, [a_{i-2}], [a_{i-1} - 1], [0], [+1], [-1] + \frac{1}{t}] \iff$$

$$T = [[a_1], \dots, [a_{i-2}], [a_{i-1} - 1], [0], [+1], [a_i], \dots, [a_n]],$$

which gets isotopically transformed to

$$\begin{aligned} T' &= [[a_1], \dots, [a_{i-2}], [a_{i-1} - 1] + s'] = [[a_1], \dots, [a_{i-2}], [a_{i-1} - 1], \frac{1}{s'}] \\ &= [[a_1], \dots, [a_{i-2}], [a_{i-1} - 1], [+1] + (-t)] \iff \end{aligned}$$

$$T' = [[a_1], \dots, [a_{i-2}], [a_{i-1} - 1], [+1], -[a_i + 1], -[a_{i+1}], \dots, -[a_n]].$$

Notice that the breaking of T as well as the final tangle T' are the same in either case. Note also, that the total number of crossings in T' is indeed reduced by one. For the cases of the same configurations, but with the signs of a_1, \dots, a_i switched we have completely analogous formulae. Thus, by induction T is isotopic to an alternating rational tangle $[[\beta_1], [\beta_2], \dots, [\beta_m]]$, where m is odd by the discussion before the proposition.

Finally observe that, if the above isotopy involves the integer tangle $[a_1]$, the transfer move will not be needed again in the same region. Thus, in principle, the sign of a_1 or of a_2 , if $a_1 = 0$, dominates the type of crossings in the alternating weave. There is one exception to this rule, namely

when the tangle begins with an alteration of $[+1]$ and $[-1]$ tangles. More precisely, if $T = [[+1], [-1], t]$, then the sign of T is opposite to the sign of t . If $T = [[+1], [-1], [+1], [-1], t]$, then the sign of T is same as the sign of t , and if $T = [[+1], [-1], [+1], [-1], [+1], [-1], t]$, then $T = t$. There are analogous considerations for alterations of $[-1]$ and $[+1]$. The proof is now completed. \square

The alternating nature of the rational tangles will be very useful to us in classifying rational knots in [17]. It is easy to see that the closure of an alternating rational tangle is an alternating knot. Thus we have

Corollary 2 *Rational knots are alternating, since they possess a diagram that is the closure of an alternating rational tangle.*

3 Some facts about Continued Fractions

It is clear that every rational number can be written as a continued fractions with all numerators equal to 1, namely as an arithmetic expression of the type:

$$[a_1, a_2, \dots, a_n] := a_1 + \frac{1}{a_2 + \dots + \frac{1}{a_{n-1} + \frac{1}{a_n}}}$$

for $a_1 \in \mathbb{Z}$, $a_2, \dots, a_n \in \mathbb{Z} - \{0\}$ and n even or odd. As in the case of rational tangles we allow that the term a_1 may be zero. In the case of the subject at hand we shall only consider this kind of continued fractions. The subject of continued fractions is of perennial interest to mathematicians, see for example [20], [25], [51], [19]. The *length* of the continued fraction is the number n whether a_1 is zero or not. Note that if $a_1 \neq 0$ ($a_1 = 0$), then the absolute value of the continued fraction is greater (smaller) than one. Clearly, the two simple algebraic operations *addition of $+1$ or -1* and *inversion* generate inductively the whole class of continued fractions starting from zero.

In this section we prove a well-known canonical form for continued fractions. The algorithm we develop works in parallel with the algorithm for the canonical form of rational tangles in the previous section. The following statements about continued fractions are really straightforward (compare with Lemma 5).

Lemma 6 *Let $\frac{p}{q}$ be any rational number. Then*

1. *there are $a_1 \in \mathbb{Z}$, $a_2, \dots, a_n \in \mathbb{Z} - \{0\}$ such that $\frac{p}{q} = [a_1, a_2, \dots, a_n]$,*

2. $\frac{p}{q} \pm 1 = [a_1 \pm 1, a_2, \dots, a_n]$,
3. $\frac{q}{p} = [0, a_1, a_2, \dots, a_n]$,
4. $-\frac{p}{q} = [-a_1, -a_2, \dots, -a_n]$,
5. If $\frac{r}{d} = [a_{i+1}, \dots, a_n]$, then we write $\frac{p}{q} = [a_1, \dots, a_i, \frac{r}{d}]$.
6. If $a_i = b_i + c_i$ and $\frac{s}{u} = [c_i, a_{i+1}, \dots, a_n]$, then $\frac{p}{q} = [a_1, \dots, a_{i-1}, b_i + \frac{s}{u}]$
and $\frac{p}{q} = [a_1, \dots, a_{i-1}, b_i + c_i, a_{i+1}, \dots, a_n] = [a_1, \dots, a_{i-1}, b_i, 0, c_i, a_{i+1}, \dots, a_n]$.

Remark 5 If a continued fraction $[a_1, a_2, \dots, a_n]$ has even length, then we can bring it to odd length via the last term transformations:

$$[a_1, a_2, \dots, a_n] = [a_1, a_2, \dots, a_n - 1, +1] \text{ for } a_n > 0 \text{ and}$$

$$[a_1, a_2, \dots, a_n] = [a_1, a_2, \dots, a_n + 1, -1] \text{ for } a_n < 0.$$

We shall say that a continued fraction is *termwise positive (negative)* if all the numerical terms in its expression are positive (negative).

Definition 7 A continued fraction $[\beta_1, \beta_2, \dots, \beta_m]$ is said to be in *canonical form* if it is termwise positive or negative and m is odd.

By Remark 5 above any termwise positive or negative continued fraction may be assumed to be in canonical form. The main observation now is the following well-known fact about continued fractions (the analogue of Proposition 2).

Proposition 3 *Every continued fraction $[a_1, a_2, \dots, a_n]$ can be transformed to a unique canonical form with sign generically equal to the sign of the first non-zero term.*

Proof. Let $\frac{p}{q} = [a_1, a_2, \dots, a_n]$ and suppose that the a_j 's are not all of the same sign. Let a_{i-1}, a_i be the first pair of adjacent a_j 's of opposite sign, with $a_{i-1} > 0$. We point out that the signs of a_{i+1}, \dots, a_n are irrelevant. We will show that $\frac{p}{q} = [\beta_1, \beta_2, \dots, \beta_m]$, where all β_i 's are positive or all negative. We do the same arithmetic operations to the continued fraction $[a_1, a_2, \dots, a_n]$, as for rational tangles and we check the results. Indeed, we have:

$$\begin{aligned} \frac{p}{q} &= [a_1, a_2, \dots, a_n] \\ &= [a_1, \dots, a_{i-2}, (a_{i-1} - 1) + 1, -1 + (a_i + 1), a_{i+1}, \dots, a_n] \\ &\stackrel{L.6(6)}{=} [a_1, \dots, a_{i-2}, (a_{i-1} - 1), 0, +1, -1 + (a_i + 1), a_{i+1}, \dots, a_n] \\ &\stackrel{L.6(6)}{=} [a_1, \dots, a_{i-2}, (a_{i-1} - 1), 0, +1, -1 + \frac{r}{d}], \end{aligned}$$

where $\frac{r}{l} = [a_i + 1, a_{i+1}, \dots, a_n]$. This is transformed to

$$\begin{aligned} \frac{p'}{q'} &= [a_1, \dots, a_{i-2}, (a_{i-1} - 1), +1, -(a_i + 1), -a_{i+1}, \dots, -a_n] \\ &= [a_1, \dots, a_{i-2}, (a_{i-1} - 1), +1, -\frac{r}{l}]. \end{aligned}$$

In order to show now that $\frac{p}{q} = \frac{p'}{q'}$ it suffices to show the arithmetic equality

$$[0, +1, -1 + \frac{r}{l}] = [+1, -\frac{r}{l}] \iff \frac{1}{+1 + \frac{1}{-1 + \frac{r}{l}}} = +1 - \frac{l}{r},$$

which is indeed valid. There is a similar identity for $a_{i-1} < 0$. Notice that the sum of the absolute values of the entries of the continued fraction $\frac{p'}{q'}$ is reduced by one. So, proceeding by induction, we eliminate in the continued fraction all entries with negative sign. Notice also that the sign of a_{i-1} and thus of a_1 , if $a_1 \neq 0$, dominates the above calculations. As in the case of rational tangles (Proposition 2) there is one exception to this rule, namely when the continued fraction begins with an alteration of $+1$ and -1 . More precisely, if $\frac{P}{Q} = [+1, -1, \frac{p}{q}]$, then $\frac{P}{Q} = \frac{q}{q-p}$, and the sign of $\frac{P}{Q}$ is opposite to the sign of $\frac{p}{q}$. If $\frac{P}{Q} = [+1, -1, +1, -1, \frac{p}{q}]$, then $\frac{P}{Q} = \frac{p-q}{p}$, and the sign of $\frac{P}{Q}$ is same as the sign of $\frac{p}{q}$, and if $\frac{P}{Q} = [+1, -1, +1, -1, +1, -1, \frac{p}{q}]$, then $\frac{P}{Q} = \frac{p}{q}$. There are analogous identities for alterations of -1 and $+1$. Finally, by Remark 5, the index m of the last term of the continued fraction $[\beta_1, \beta_2, \dots, \beta_m]$ can be assumed to be odd, and the uniqueness of the final continued fraction follows from Euclid's algorithm. This completes the proof. \square

Another interesting fact about continued fractions is that any positive continued fraction can be written as a continued fraction with even integer denominators, see [39]. Note that, by Lemma 6(4), this fact can be extended to negative continued fractions. Siebenmann [39] uses this observation for finding an obvious Seifert surface spanning a given rational knot.

Matrix interpretation for continued fractions. We now give a way of calculating continued fractions via 2×2 matrices (compare with [11], [20], [39], [7]). Let $[a_1, a_2, \dots, a_n] = p/q$. We correspond p/q to the vector $\begin{pmatrix} p \\ q \end{pmatrix}$ and we let $M(a_i) = \begin{pmatrix} a_i & 1 \\ 1 & 0 \end{pmatrix}$ and $v = \begin{pmatrix} 1 \\ 0 \end{pmatrix}$. Then, in this notation we have:

$$[a_1, a_2, \dots, a_n] = M(a_1)M(a_2) \cdots M(a_n) v.$$

Infinite tangles. Before closing this section we push the analogy to periodic infinite tangles and imaginary tangles. It is a classic result that to every real

number r corresponds a unique continued fraction $[a_1, a_2, \dots]$ that converges to r , such that the $a_i \in \mathbb{Z}$ and $a_i > 0$ for all $i > 1$ (see for example [19]). It is easy to see that we could have instead the a_i 's either all positive or all negative. This continued fraction is finite if r is rational and infinite if r is irrational.

Further, it was proved by Lagrange that an irrational number is quadratic (i.e. it satisfies a quadratic equation with integer coefficients) if and only if it has a continued fraction expansion which is periodic from some point onward. (See [19], [25].) Let $\alpha\chi^2 = \beta\chi + \gamma$, be a quadratic equation with integer coefficients and $\alpha \neq 0$. The solutions χ, χ' will be either both real or both complex conjugates. If the roots are real irrationals we can find the periodic continued fraction expansion of one of the two (the greater one, say χ) by solving the equation $\chi = a_1 + \frac{1}{\chi_2}$, where the number $\chi_2 = \frac{1}{\chi - a_1} > 1$ is irrational. We continue solving a similar equation for χ_2 , and so on, until we obtain $\chi = [a_1, a_2, \dots, a_k, \overline{b_1, b_2, \dots, b_n}]$, where the bar marks the period of the continued fraction. For example, the golden ratio is the positive root of the equation $\chi^2 = \chi + 1$, which gives rise to the infinite continued fraction $[1, 1, 1, \dots]$. For the continued fraction expansion of the root χ' we know the following remarkable theorem of Galois (also implicit in the work of Lagrange, see for example [25]): If $\chi > 1$ is a quadratic irrational number and we have that $-1 < \chi' < 0$, then the continued fraction expansion of χ is purely periodic. Let $\chi = [\overline{a_1, a_2, \dots, a_n}]$ for a_1, a_2, \dots, a_n positive integers and let $\psi = [\overline{a_n, a_{n-1}, \dots, a_1}]$ be the continued fraction for χ with the period reversed. Then $-\frac{1}{\psi} = \chi'$ is the conjugate root of the quadratic equation satisfied by χ .

It is interesting to look at the relations of the above continued fractions and corresponding infinite tangles. According to the above, each non-rational real number (algebraic or transcendental) can be associated to an infinite tangle $[[a_1], [a_2], [a_3], \dots]$, all the approximants of which are rational tangles. A quadratic irrational number χ will be associated to an infinite periodic rational tangle. This demonstrates a fractal pattern. If the tangle for χ is purely periodic, i.e. a tangle of the form $[\chi] = [\overline{[a_1], [a_2], \dots, [a_n]}]$ then its conjugate will correspond to the 90° - rotation of this tangle with the period reversed. In Figure 15 we illustrate the tangle for the golden ratio:

$$\left[\frac{1 + \sqrt{5}}{2}\right] = [1] + \frac{1}{[1] + \frac{1}{[1] + \frac{1}{\dots}}}$$

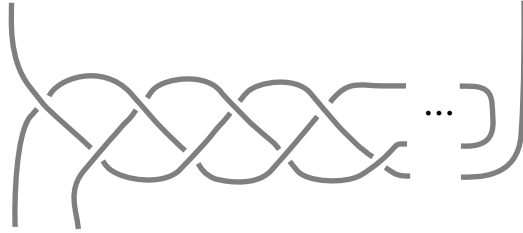


Figure 15 - The tangle of the golden ratio $\frac{1+\sqrt{5}}{2}$

Suppose now that the quadratic equation $\alpha\chi^2 = \beta\chi + \gamma$, does not have real roots. In this case we cannot apply the above algorithm for obtaining an infinite continued fraction, whose limit value is well-defined. Yet we can write a formal solution as an infinite continued fraction with rational entries, in the following way:

$$\chi^2 = \frac{\beta}{\alpha}\chi + \frac{\gamma}{\alpha} \implies \chi = \frac{\beta}{\alpha} + \frac{\frac{\gamma}{\alpha}}{\chi} \implies \chi = \frac{\beta}{\alpha} + \frac{\frac{\gamma}{\alpha}}{\frac{\beta}{\alpha} + \frac{\gamma}{\chi}} = \frac{\beta}{\alpha} + \frac{1}{\frac{\beta}{\gamma} + \frac{1}{\chi}}$$

Thus, with repeated iterations we obtain for χ the infinite purely periodic formal continued fraction with rational terms:

$$\left(\frac{\beta}{\alpha}\right) + \frac{1}{\left(\frac{\beta}{\gamma}\right) + \frac{1}{\left(\frac{\beta}{\alpha}\right) + \frac{1}{\left(\frac{\beta}{\gamma}\right) + \frac{1}{\left(\frac{\beta}{\alpha}\right) + \dots}}} = \overline{\left[\frac{\beta}{\alpha}, \frac{\beta}{\gamma}\right]}$$

The finitely iterated fraction values must oscillate in some set of values (possibly infinite), and we have behaviours of great complexity related to the powers of the complex number solutions. In this form we can insert the rational tangles $[\beta/\alpha]$ and $[\beta/\gamma]$ into the places of horizontal and vertical twists respectively of the standard form of rational tangles illustrated in Figure 9 (where we have previously restricted ourselves to integer and vertical tangles). The continued fraction form of the rational tangles $[\beta/\alpha]$ and $[\beta/\gamma]$ is found by writing out the fractions β/α and β/γ as continued fractions. The result is a sequence of generalized continued fraction tangles that are not (even in the finite approximations) necessarily rational. We shall call such tangles ‘imaginary’.

For example, consider the equation $\chi^2 = \chi - 2$. This has roots $\chi = \frac{(1+\sqrt{-7})}{2}$ and $\chi' = \frac{(1-\sqrt{-7})}{2}$. According to the above we can set up an infinite imaginary tangle with corresponding equation $[\chi] = \overline{[[1], \frac{1}{[-2]}]}$. We leave it as an

exercise for the reader to investigate $[\chi]$ and its finite approximations. The finite approximations go chaotically through an infinite set of fraction values. Certainly $[\chi]$ deserves the name $[\frac{(1+\sqrt{-7})}{2}]$. This is a case of using a rational insertion in the pattern of the continued fraction forms. Another example is $[\psi] = \overline{[1, [-1]]}$ for which the corresponding formal infinite continued fraction is $[1, -1, 1, -1, \dots]$. This leads to the equation $\psi = 1 + \frac{1}{-1+\frac{1}{\psi}}$ and to the quadratic equation $\psi^2 = \psi - 1$ with roots $\psi = (1 \pm \sqrt{3}i)/2$. The approximating fractions oscillate through the values $1, 1 + \frac{1}{-1} = 0, 1 + \frac{1}{-1+\frac{1}{1}} = \infty$ with period three. Notice that the periodic continued fraction $[1, -1, 1, -1, \dots]$ does not satisfy the conditions for convergence to a real number. Finally, another interesting example is the tangle $[i] = [\sqrt{-1}]$. Here i is a root of the quadratic equation $\chi^2 + 1 = 0$, so $\chi = -\frac{1}{\chi}$. Thus, the elemental imaginary tangle satisfies the equation $[\sqrt{-1}] = -\frac{1}{[\sqrt{-1}]}$. Since $-\frac{1}{T}$ is represented by the rotation T^r , we see that $[\sqrt{-1}] = [\sqrt{-1}]^r$. This is illustrated by the infinite tangle in Figure 16.

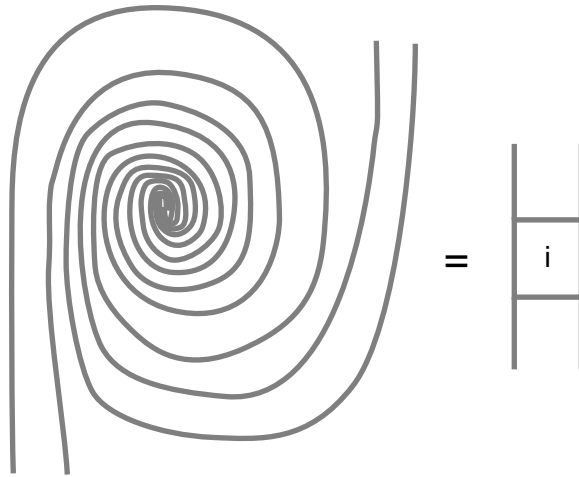


Figure 16 - The tangle of the square root of -1

4 The Proof of the Classification Theorem

Let T be a rational tangle in twist form:

$$T = [s_k] + (\dots + (\frac{1}{[r_3]} * ([s_1] + (\frac{1}{[r_1]} * [s_0] * \frac{1}{[r_2]})) + [s_2]) * \frac{1}{[r_4]})) + \dots) + [s_{k+1}].$$

Definition 8 We define *the fraction of T* , $F(T)$, to be the rational number

$$F(T) = s_k + (\cdots + (\frac{1}{r_3} * (s_1 + (\frac{1}{r_1} * s_0 * \frac{1}{r_2}) + s_2) * \frac{1}{r_4}) + \cdots) + s_{k+1},$$

if $T \neq [\infty]$, and $F([\infty]) := \infty = \frac{1}{0}$, as a formal expression, where the arithmetic operation ‘ $*$ ’ is defined via

$$x * y := \frac{1}{\frac{1}{x} + \frac{1}{y}}.$$

For example we have: $F([0]) = 0$, $F([\pm 1]) = \pm 1$, $F([\pm k]) = \pm k$, $F(\frac{1}{[\pm k]}) = \frac{1}{\pm k}$. Also, $F([\frac{1}{3}] + (\frac{1}{5} * [6] * \frac{1}{2}) + [-4]) = 3 + \frac{1}{5 + \frac{1}{6} + 2} + (-4)$.

Lemma 7 *Let T be a rational tangle in twist form and C its continued fraction form. Then $F(T) = F(C)$.*

Proof. We observe first that, by Definition 8, the operation ‘ $*$ ’ is commutative. Also it is associative, since $(a * b) * c = a * (b * c) = \frac{1}{\frac{1}{a} + \frac{1}{b} + \frac{1}{c}}$. Thus, for the operations ‘ $+$ ’ and ‘ $*$ ’ we have the identities: $F([n] + T) = F(T + [n])$ and $F(\frac{1}{[n]} * T) = F(T * \frac{1}{[n]})$. For T now with an expression as above we have

$$F(T) = s_k + \cdots + \frac{1}{(r_3 + \frac{1}{(s_1 + \frac{1}{(r_1 + \frac{1}{s_0} + r_2) + s_2}) + r_4})} + \cdots + s_{k+1}.$$

On the other hand we have from Lemma 3 that

$$C = (\cdots ((([s_0] * \frac{1}{[r_1 + r_2]}) + [s_1 + s_2]) * \frac{1}{[r_3 + r_4]}) + \cdots) + [s_k + s_{k+1}]).$$

Thus

$$F(C) = (s_k + s_{k+1}) + \cdots + \frac{1}{(r_3 + r_4) + \frac{1}{(s_1 + s_2) + \frac{1}{(r_1 + r_2) + \frac{1}{s_0}}}} = F(T).$$

□

Remark 6 It follows from the above that:

$$\text{If } T = [a_1] + \frac{1}{[a_2] + \cdots + \frac{1}{[a_{n-1}] + \frac{1}{[a_n]}}} \text{ then } F(T) = a_1 + \frac{1}{a_2 + \cdots + \frac{1}{a_{n-1} + \frac{1}{a_n}}},$$

and this can be taken as the definition of $F(T)$.

Lemma 8 *Let $T = [[a_1], [a_2], \dots, [a_n]]$ be a rational tangle in continued fraction form. Then the tangle fraction has the following properties.*

1. $F(T + [\pm 1]) = F(T) \pm 1$, and $F(T \pm [k]) = F(T) \pm k$,
2. $F\left(\frac{1}{T}\right) = \frac{1}{F(T)}$,
3. $F(-T) = -F(T)$,
4. $F(T * [\pm 1]) = F(T) * (\pm 1)$, and $F\left(T * \frac{1}{[\pm k]}\right) = \frac{1}{\pm k + \frac{1}{F(T)}}$,
5. If $R = [[a_{i+1}], \dots, [a_n]]$, then $F(T) = [a_1, \dots, a_i, F(R)]$,
6. If $a_i = b_i + c_i$ and $S = [[c_i], [a_{i+1}], \dots, [a_n]]$,
then $F(T) = [a_1, \dots, a_{i-1}, b_i + F(S)] = [a_1, \dots, a_{i-1}, b_i, 0, F(S)]$.

Proof. Immediate from Lemmas 4, 5 and 6. □

It follows from Lemma 8(2) that $F\left(\frac{1}{T}\right) = F((T^r)^r) = F(T)$.

Lemma 9 *If T rational, then $F(T^{hflip}) = F(T) = F(T^{vflip})$.*

Proof. We prove the first equality; the proof of the second one is completely analogous. As for Lemma 2, we proceed by induction. The statement is true for the tangles $[0]$, $[\infty]$, $[\pm 1]$, and assume it is also true for any rational tangle R with n crossings, i.e. $F(R) = F(R^{hflip})$. By Remark 1, we only need to show that the statement is valid for the tangles $F = R + [\pm 1]$ and $L = R * [\pm 1]$. Indeed, for F^{hflip} and L^{hflip} we have:

$$\begin{aligned} F(F^{hflip}) &= F((R + [\pm 1])^{hflip}) = F(R^{hflip} + [\pm 1]) \stackrel{L.9(1)}{=} F(R^{hflip}) \pm 1 \stackrel{\text{induction}}{=} \\ &F(R) \pm 1 \stackrel{L.9(1)}{=} F(R + [\pm 1]) = F(F), \text{ and} \\ F(L^{hflip}) &= F(R * [\pm 1])^{hflip} = F([\pm 1] * R^{hflip}) \stackrel{L.7, L.9}{=} \pm 1 * F(R^{hflip}) \stackrel{\text{induction}}{=} \\ &\pm 1 * F(R) \stackrel{L.7}{=} F(R) * \pm 1 \stackrel{L.9(4)}{=} F(R * [\pm 1]) = F(L). \end{aligned} \quad \square$$

Lemma 10 *Let T be a rational tangle in continued fraction form and T' its canonical form. Then $F(T) = F(T')$.*

Proof. Direct consequence of the proofs of Propositions 2 and 3. □

We will show next that two alternating rational tangles are isotopic if and only if they differ by a finite sequence of flypes. Diagrams for knots and links are represented on the surface of a two dimensional sphere and then notationally on a plane for purposes of illustration. A *pancake flip* of a diagram is a diagram obtained by picking up the diagram, turning it by 180° in space and then replacing it on the plane.

Abstractly we know that a diagram and its pancake flip are isotopic by Reidemeister moves. In fact, as we illustrate in Figure 17, a pancake flip is a composition of S^2 -isotopies, planar isotopy and a flype. (By an S^2 -isotopy we mean the sliding of an arc around the back of the sphere.) To see this, note first that we can assume without loss of generality that we can isolate one crossing at the ‘outer edge’ of the diagram in the plane and decompose the diagram into this crossing and a complementary tangle. I.e. the diagram in question is of the form $N([\pm 1] + R)$ for some tangle R not necessarily rational. In order to place the diagram in this form we only need to use isotopies of the diagram in the plane. Thus, a pancake flip is a composition of flypes up to S^2 -isotopies, but it is convenient to have this move on diagrams articulated directly.

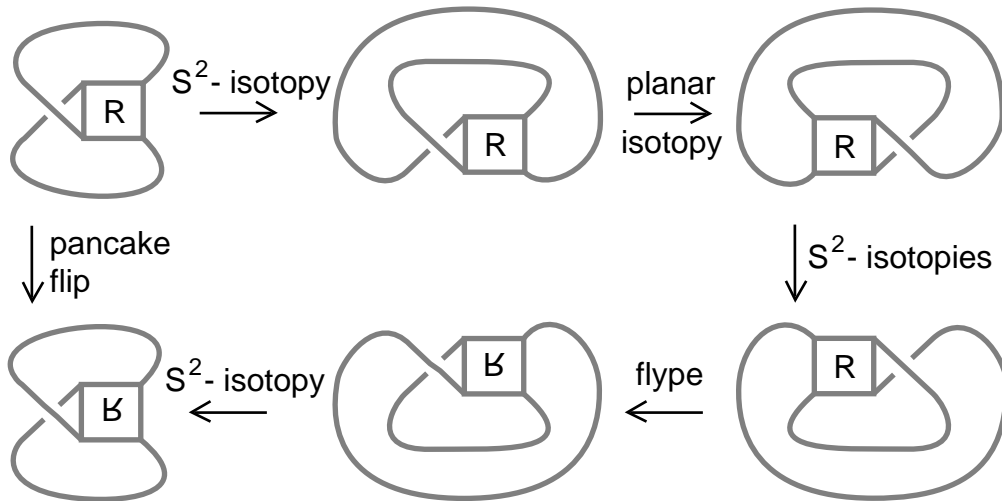


Figure 17 - Pancake flip

Proposition 4 *Two alternating rational tangles on S^2 are isotopic if and only if they differ by a finite sequence of rational flypes.*

Proof. Let T be a 2-tangle contained in a 3-ball in S^3 . By shrinking the complementary 3-ball to a point we may view it as a rigid vertex attached to the tangle, see Figure 18. Thus, the *vertex closure* $V(T)$ is associated to the tangle T in a natural way. Note that $V(T)$ is an amalgamation of the numerator closure and the denominator closure of T , as defined in the introduction. An isotopy of 2-tangles fixes their endpoints, so it can be considered as an isotopy of their vertex closures.

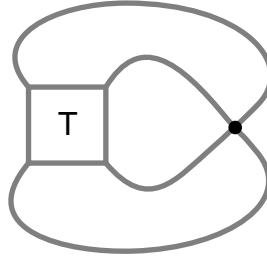


Figure 18 - Vertex closure

In [45], end of Section 1, is argued that the solution to the Tait conjecture for alternating knots implies that the flyping conjecture is also true for vertex closures of alternating 2-tangles and thus true for alternating 2-tangles, see also [35]. We shall assume the Tait flyping conjecture for vertex closures of alternating rational tangles and we shall derive from this the flyping conjecture for alternating rational tangles.

Let T be an alternating 2-tangle. We consider all possible flypes on $V(T)$. If a flype does not involve the rigid vertex of the closure then it is a tangle flype, thus by Corollary 1 a rational flype, and so there is nothing to show. Consider now a flype that contains the rigid vertex. We will show that such a flype can be reconfigured as the composition of a pancake flip with a flype of a subtangle of the tangle T . Thus, up to a pancake flip, all flypes can take place on the tangle without involving the vertex.

Indeed, the region of a flype can be enclosed by a simple closed curve on the plane, that intersects the tangle in four points. Hence, a flype that involves the rigid vertex can only fall into one of the two cases for T : either $T = P + [\pm 1] + R$ or $T = P * [\pm 1] * R$. Figure 19 illustrates for the first case how to avoid to flype the rigid vertex up to a pancake flip. Note that we have shaded one arc of the rigid vertex darker, in order to make the isotopies easier to follow. The second case for T follows from the first one by a 90^0 -rotation on the plane.

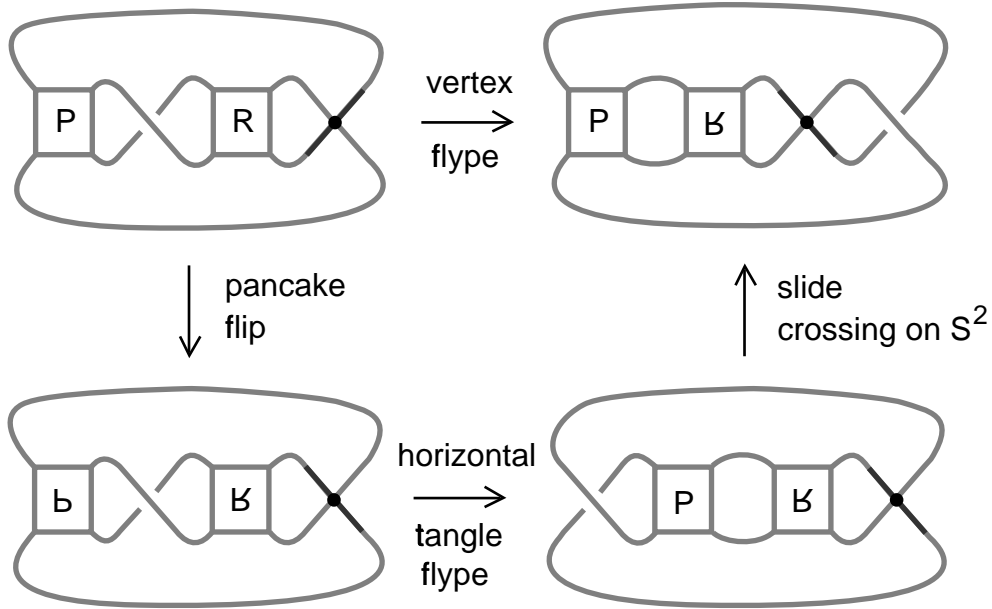


Figure 19 - Vertex flype analysis

Let now T and S be two isotopic alternating rational tangles and let $V(T)$ and $V(S)$ be their vertex closures. By [45] we have that $V(T)$ and $V(S)$ are related by a sequence of flypes. From the above reasoning it can be assumed that, up to a pancake flip, these flypes all leave the rigid vertex fixed, hence they are tangle flypes. Now, the horizontal pancake flip induces a horizontal flip and the vertical pancake flip induces a vertical flip on the rational tangle. These, by Lemma 2, are isotopic to the original rational tangle. Thus, all steps above are tangle isotopies. Finally, by Corollary 1, tangle flypes on rational tangles have to be rational. This completes the proof. \square

Corollary 3 *It follows from Lemma 1 and Proposition 4 that two isotopic rational tangles with all crossings of the same type will be twist forms of the same canonical form.*

Lemma 11 *Two rational tangles that differ by a rational flype have the same fraction.*

Proof. Let T and S be two rational tangles that differ by a flype with respect to a rational sub-tangle t . The flype will have one of the algebraic expressions: $[\pm 1] + t \sim t^{hflip} + [\pm 1]$ or $[\pm 1] * t \sim t^{vflip} * [\pm 1]$. By Lemma 9 $F(t^{hflip}) = F(t)$

and $F(t^{flip}) = F(t)$, and by Lemma 7 $F([\pm 1] + t) = F(t + [\pm 1])$ and $F([\pm 1] * t) = F(t * [\pm 1])$. Finally, by Corollary 1 t is a rational truncation of T , and Lemmas 5 and 6 tell us that continued fractions of rational tangles and arithmetic continued fractions agree on truncations. Thus, we obtain $F(T) = F(S)$. \square

Theorem 2 *The fraction is an isotopy invariant of rational tangles.*

Proof. Let T, S be two isotopic rational tangles in twist form. By Lemma 3 and Proposition 1 the tangles T, S can be isotoped to two rational tangles T', S' in continued fraction form, and by Lemma 7 we have $F(T) = F(T')$ and $F(S) = F(S')$. Further, by Proposition 2 the tangles T', S' can be isotoped to two alternating rational tangles T'', S'' in canonical form, and by Lemma 10 we have $F(T') = F(T'')$ and $F(S') = F(S'')$. Finally, by Proposition 4 the tangles T'', S'' will differ only by rational flypes, and by Lemma 11 we have $F(T'') = F(S'')$. Thus $F(T) = F(S)$, and this ends the proof of the theorem. \square

Theorem 3 *Two rational tangles with the same fraction are isotopic.*

Proof. Indeed, let $T = [[a_1], [a_2], \dots, [a_n]]$ and $S = [[b_1], [b_2], \dots, [b_m]]$ be two rational tangles with $F(T) = F(S) = \frac{p}{q}$. We bring T, S to their canonical forms $T' = [[\alpha_1], [\alpha_2], \dots, [\alpha_k]]$ and $S' = [[\beta_1], [\beta_2], \dots, [\beta_l]]$ respectively. From Theorem 2 we have $F(T') = F(T) = F(S) = F(S') = \frac{p}{q}$. By Proposition 3, the fraction $\frac{p}{q}$ has a unique continued fraction expansion in canonical form, say $\frac{p}{q} = [\gamma_1, \gamma_2, \dots, \gamma_r]$. This gives rise to the alternating rational tangle in canonical form $Q = [[\gamma_1], [\gamma_2], \dots, [\gamma_r]]$, which is uniquely determined from the vector of integers $(\gamma_1, \gamma_2, \dots, \gamma_r)$. We claim that $Q = T'$ (and similarly $Q = S'$). Indeed, if this were not the case we would have the two different continued fractions in canonical form giving rise to the same rational number: $[\alpha_1, \alpha_2, \dots, \alpha_k] = \frac{p}{q} = [\gamma_1, \gamma_2, \dots, \gamma_r]$. But this contradicts the uniqueness of the canonical form of continued fractions (Proposition 3). \square

Proof of Theorem 1. Theorems 2 and 3 show that two rational tangles are isotopic if and only if they have the same fraction, yielding the proof of Theorem 1 as a corollary. Q.E.D.

We conclude this section with some comments.

Note 2 It follows from Theorem 1 that if $T = [[a_1], [a_2], \dots, [a_n]]$ is a rational tangle in continued fraction form, and if $\frac{p}{q} = [a_1, a_2, \dots, a_n]$ is the evaluation of the corresponding arithmetic continued fraction then, without ambiguity,

we can write $T = [\frac{p}{q}]$. Thus, rational numbers are represented bijectively by rational tangles, their negatives are represented by the mirror images and their inverses by the inverses of the rational tangles.

Moreover, adding integers to a rational number corresponds to adding integer twists to a rational tangle, but sums of non-integer rational numbers do not correspond to the rational tangles of the sums. Such sums go beyond the rational tangle category; they give rise to ‘algebraic tangles’. We call a tangle *algebraic* if it can be obtained by substituting rational tangles into an algebraic expression generated from some finite set of variables by tangle addition and inversion.

Further, given a rational tangle in twist or standard form, in order to bring it to its canonical form one simply has to calculate its fraction and express it in canonical form. This last one gives rise to an alternating tangle in canonical form which, by Theorem 1, is isotopic to the initial one. For example, let $T = [[2], [-3], [5]]$. Then $F(T) = [2, -3, 5] = \frac{23}{14}$. But $\frac{23}{14} = [1, 1, 1, 1, 4]$, thus $T \sim [[1], [1], [1], [1], [4]]$, and this last tangle is the canonical form of T .

From the uniqueness of the canonical form of a continued fraction we also have that:

Corollary 4 *The canonical form of a rational tangle is unique.*

Corollary 5 *Rational tangles in canonical form have minimal number of crossings.*

Proof. Let T'' be a rational tangle in canonical form and let \mathcal{T} be the set of all rational tangles in twist form with canonical form the tangle T'' . By Corollary 4, for each element of \mathcal{T} the canonical form T'' is unique. Let now $T \in \mathcal{T}$ be a rational tangle with k crossings in twist form. By a sequence of flypes we bring T to standard form $T' \sim T$, and since flypes do not change the number of crossings it follows that T' has k crossings. Note that $T' \in \mathcal{T}$. We bring T' to its canonical form T'' , and by the proof of Proposition 2, T'' will have less crossings than T' . \square

Corollary 6 *Alternating rational tangles have minimal number of crossings.*

Proof. Indeed, if an alternating rational tangle is in twist form then by a sequence of flypes we bring it to canonical form, which by Corollary 5 has minimal number of crossings. And since flypes do not change the number of crossings the assertion is proved. \square

5 The Fraction through Integral Coloring

In this section we show how to compute the fraction of a rational tangle by coloring the arcs of the tangle with integers. This section is self-contained and does not depend upon the development of the fraction that we have already made. So we eliminate the need for using the Tait conjecture in our proof of classification of rational tangles.

We used the Tait conjecture to show that if two alternating rational tangles are isotopic then their fractions are equal. Without the Tait conjecture we showed that if they have same fraction they are isotopic. Here we get the isotopy invariance by the definition of the fraction. Thus, in combination with the Sections 2 and 3 and Theorem 3 this section provides another elementary proof of the classification of rational tangles. The coloring method explained here is special to rational tangles and some of their generalizations. The coloring gives an efficient and reliable method for computing the fraction of a rational tangle (and from this its canonical form). Along with producing the fraction, the coloring itself is of interest and it can be used to investigate related colorings of the closures of the tangle. (See for example [28, 29].)

We shall use colors from either \mathbb{Z} or from \mathbb{Z}_n for some n . The coloring rule is that if two undercrossing arcs colored α and γ meet at an overcrossing arc colored β , then $\alpha + \gamma = 2\beta$. See Figure 20. We often think of one of the undercrossing arc colors as determined by the other one and the color of the overcrossing arc. Then one writes $\gamma = 2\beta - \alpha$. It is easy to verify that this coloring method is invariant under the Reidemeister moves in the following sense: Given a choice of coloring for the tangle (knot), there is a way to re-color it each time a Reidemeister move (or a flype) is performed, so that no change occurs to the colors on the external strands of the tangle (so that we still have a valid coloring). This means that a coloring potentially contains topological information about a knot or a tangle.

In coloring a knot (and also many non-rational tangles) it is usually necessary to reduce the colors to the set of integers modulo N for some modulus N . In Figure 20 it is clear that the color set $\mathbb{Z}/3\mathbb{Z} = \{0, 1, 2\}$ is forced for coloring a trefoil knot.

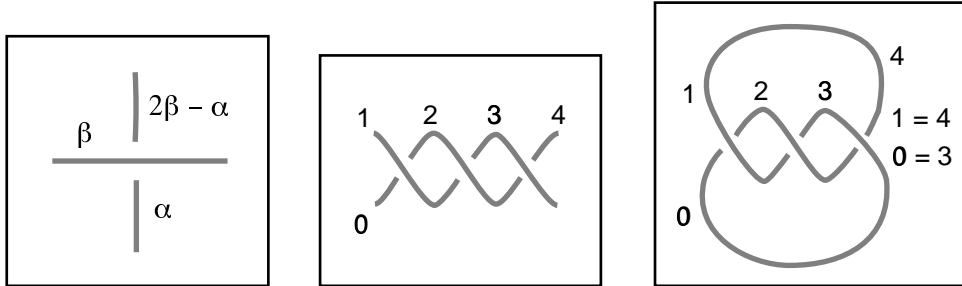


Figure 20 - The coloring rule, integral and modular coloring

When there exists a coloring of a tangle by integers, so that it is not necessary to reduce the colors over some modulus we shall say that the tangle is *integrally colorable*. It turns out that *every rational tangle is integrally colorable*: Choose two colors for the initial strands (e.g. the colors 0 and 1) and color the rational tangle as you create it by successive twisting. We call the colors on the initial strands the *starting colors*. It is important that we start coloring from the initial strands, because then the coloring propagates automatically and uniquely. If one starts from somewhere else, one might get into an edge with an undetermined color.

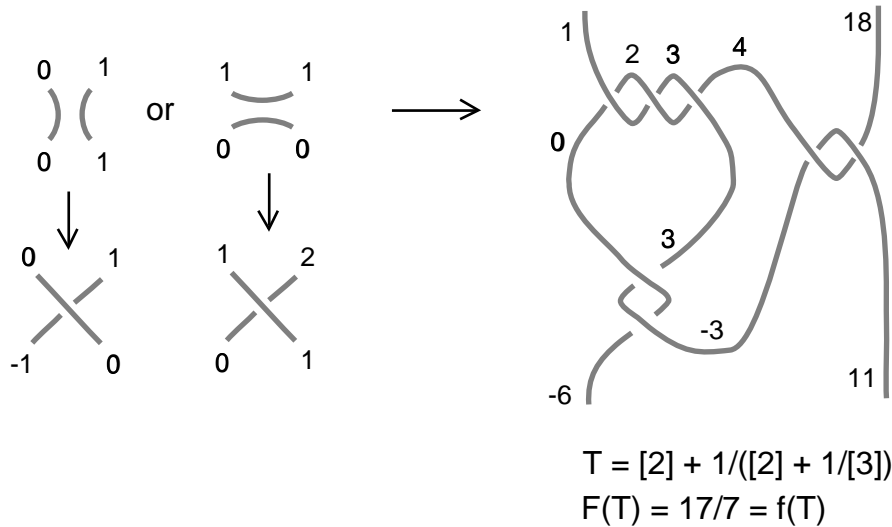


Figure 21 - The starting colors, coloring rational tangles

The resulting colored tangle now has colors assigned to its external strands at the northwest, northeast, southwest and southeast positions. Let $NW(T)$,

$NE(T)$, $SW(T)$ and $SE(T)$ denote these respective colors of the colored tangle T and define the *color matrix* of T , $M(T)$, by the equation

$$M(T) = \begin{bmatrix} NW(T) & NE(T) \\ SW(T) & SE(T) \end{bmatrix}.$$

We wish to extract topological information about the rational tangle T from this matrix. Letting

$$M = \begin{bmatrix} a & b \\ c & d \end{bmatrix}$$

be a given color matrix we see at once from the above description of the coloring of a rational tangle that

$$M' = \begin{bmatrix} na + k & nb + k \\ nc + k & nd + k \end{bmatrix}$$

will also be a color matrix for the given tangle. To see this replace each color α by the color $n\alpha + k$ and note that if $\gamma = 2\beta - \alpha$ then $n\gamma + k = 2n\beta + k - (n\alpha + k)$. Hence the new coloring is indeed a coloring and the endpoints are replaced as indicated. As a result of this observation, we see that it is possible to set the starting colors equal to 0 and 1 and that this will change the color matrix by a sequence of transformations of the type $M \mapsto M'$ shown above.

Theorem 4 *Let*

$$M = \begin{bmatrix} a & b \\ c & d \end{bmatrix}$$

be a color matrix for an integrally colored tangle T . Then

1. *M satisfies the ‘diagonal sum rule’: $a + d = b + c$.*
2. *If T is rational, then the quantity*

$$f(T) := \frac{b - a}{b - d}$$

is a topological invariant associated with the tangle T .

3. *$f(T + S) = f(T) + f(S)$, when there is given an integral coloring of a tangle $T + S$. The colorings of T and S are the restrictions of the coloring of $T + S$ to these subtangles.*
4. *$f(-\frac{1}{T}) = -\frac{1}{f(T)}$*

for any integrally colored 2-tangle T satisfying the diagonal sum rule.

5. $f(-T) = -f(T)$ for any rational tangle T . Hence,
6. $f(\frac{1}{T}) = \frac{1}{f(T)}$ for any rational tangle T .
7. $f(T) = F(T)$ for any rational tangle T .

Thus the coloring fraction is identical to the arithmetical fraction defined earlier.

We note that if T is colored but not rational, we let $f(T)$ be defined by the same formula, but note that it may depend on the choice of coloring.

Proof. It is easy to see that there are colorings for $[0]$ and $[1]$ (see Figure 21) so that $f([0]) = \frac{0}{1}$, $f([\infty]) = \frac{1}{0}$, $f([1]) = 1$. Hence property 7 follows by 3, 5 and induction. To see that the diagonal sum rule is satisfied for colorings of rational tangles, note that $a + d = b + c$ implies that $d - c = b - a$ and $d - b = c - a$. Then we proceed by induction on the number of crossings in the tangle. The diagonal sum rule is satisfied for colorings of the $[0]$ or $[\infty]$ tangle, since the matrix for a coloring of such a tangle consists in two equal rows or two equal columns. Now assume that

$$M = \begin{bmatrix} a & b \\ c & d \end{bmatrix}$$

is a matrix for a coloring of a given tangle T satisfying the diagonal sum rule. Then it is easy to see that $T + [1]$ has color matrix

$$\begin{bmatrix} a & 2b - d \\ c & b \end{bmatrix}$$

and the identity $a + b = (2b - d) + c$ is equivalent to the identity $a + d = b + c$. Thus the induced coloring on $T + [1]$ satisfies the diagonal sum rule. The same argument applies to adding a negative twist, as well as a twist on the left, bottom or top of the tangle. Thus we have proved by induction that the diagonal sum rule is satisfied for colorings of rational tangles. We leave it as an exercise for the reader to prove the diagonal sum rule for any integrally colored 2-tangle. To show that $f(T) = (b - a)/(b - d)$ is a topological invariant of the tangle T note that, by definition, the quantity $f(T)$ is unchanged by the matrix transformations $M \mapsto M'$ discussed prior to the statement of this proposition. Thus, $f(T)$ does not depend upon the choice of coloring for the rational tangle. Since, for any given coloring, $f(T)$ is a topological invariant of the tangle with respect to that coloring, it follows that $f(T)$ is a topological invariant of the tangle, independent of the choice of coloring used to compute it.

For proving property 3, suppose that T has color matrix $M(T)$ and S has color matrix $M(S)$. Then for these to be the restrictions from a coloring of $T + S$ it must be that the right column of $M(T)$ is identical with the left column of $M(S)$. Thus

$$M(T) = \begin{bmatrix} a & b \\ c & d \end{bmatrix}, \quad M(S) = \begin{bmatrix} b & e \\ d & f \end{bmatrix}, \quad M(T + S) = \begin{bmatrix} a & e \\ c & f \end{bmatrix}.$$

Note that by the diagonal sum rule for S , $b - d = e - f$. Then

$$f(T) + f(S) = \frac{b - a}{b - d} + \frac{e - b}{e - f} = \frac{b - a}{e - f} + \frac{e - b}{e - f} = \frac{e - a}{e - f} = f(T + S).$$

This shows that $f(T)$ is additive with respect to tangle addition. Given $M(T)$ as above, we have $M(-\frac{1}{T}) = M(T^r)$ given by the formula below:

$$M(-\frac{1}{T}) = \begin{bmatrix} b & d \\ a & c \end{bmatrix}.$$

Thus

$$f(-\frac{1}{T}) = \frac{d - b}{d - c} = \frac{d - b}{b - a} = -1 / \left(\frac{b - a}{b - d} \right) = -\frac{1}{f(T)},$$

and so property 4 is proved. The tangle $-T$ is obtained from the tangle T by switching all the crossings in T . Let T' be the tangle obtained from T by reflecting it in a plane P perpendicular to the plane on which the diagram of T is drawn, as illustrated in Figure 22, i.e. $T' := (-T)^{vflip}$. We shall call T' *the vertical reflect of T* .

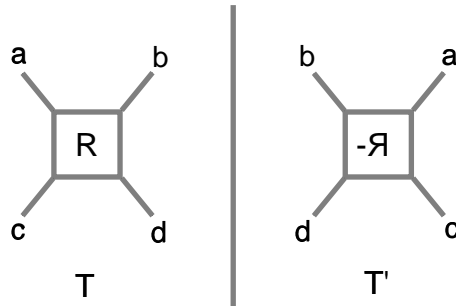


Figure 22 - The vertical reflect of T

It is then easy to see that a coloring of T always induces a coloring of T' (the same colors that appear in T will also appear in T' .) In fact, if

$$M(T) = \begin{bmatrix} a & b \\ c & d \end{bmatrix} \text{ is a color matrix for } T, \text{ then } M(T') = \begin{bmatrix} b & a \\ d & c \end{bmatrix}$$

is the matrix for the induced coloring of T' . Therefore, using $a + d = b + c$, we have

$$f(T') = \frac{a - b}{a - c} = \frac{a - b}{b - d} = -\frac{b - a}{b - d} = -f(T).$$

By Lemma 2, T' is isotopic to $-T$ for rational tangles. So, property 5 is proved. Property 6 follows from 4 and 5. This completes the proof. \square

Remark 7 Rational tangles are integrally colorable, and it is easy to see that sums of rational tangles are also integrally colorable. Also, it is easy to see that algebraic tangles are integrally colorable (recall definition in Note 2). At this writing, it is an open problem to characterize integrally colorable tangles. The presence of a local knot, can keep a tangle from being integrally colorable (by forcing the coloring into a specific modulus), but knotted arcs can occur in integrally colorable tangles. For example, the non-rational algebraic tangle $\frac{1}{[3]} + \frac{1}{[2]}$ is integrally colorable and has a knotted arc in the form of the trefoil knot (linked with another arc in the tangle).

Remark 8 Note that if we have a tangle T with color matrix

$$M(T) = \begin{bmatrix} a & b \\ c & d \end{bmatrix},$$

we can subtract the color a from all colors in the tangle, obtaining a new coloring with matrix

$$M'(T) = \begin{bmatrix} 0 & b - a \\ c - a & d - a \end{bmatrix}.$$

By the diagonal sum rule this has the form

$$M'(T) = \begin{bmatrix} 0 & a' \\ b' & a' + b' \end{bmatrix}.$$

In thinking about colorings of tangles, it is useful to understand that one can always shift one of the peripheral colors to the value zero.

Remark 9 Let T be an (m, n) -tangle that is colored integrally, and suppose that a_1, a_2, \dots, a_m are the colors from left to right on the top m strands of T , and that b_1, b_2, \dots, b_n are the colors from left to right on the bottom n strands of T . Show that

$$\sum_{i=1}^m (-1)^{i+1} a_i = \sum_{j=1}^n (-1)^{j+1} b_j$$

This is a generalization of the diagonal sum rule (pointed out to us by W.B.R. Lickorish [21].)

Consider, now, the knot or link $K = N(T)$. In order for the coloring of T to be a coloring of K , we then need that $a \equiv b$ and that $c \equiv d$. Since $a - b = c - d$ (by the diagonal sum rule), we can take the coloring of K to have values in $\mathbb{Z}/D\mathbb{Z}$ where $D = a - b$. This is an example of a coloring of a knot occurring in a modular number system. This is more generally the case, and one can always attempt to color a knot in $\mathbb{Z}/\text{Det}(K)\mathbb{Z}$, where $\text{Det}(K) = |\langle K \rangle(\sqrt{i})|$, the determinant of the knot, where $\langle K \rangle$ denotes the Kauffman bracket polynomial of the knot K . There are many fascinating combinatorial/topological problems related to coloring of knots and tangles.

Remark 10 View Figure 21 and note that the rational tangle $T = [2] + 1/([2] + 1/[3])$ with fraction $17/7$ is colored by starting with colors 0 and 1 at the generating arcs of the tangle and that *all the colors are distinct from one another as integers*. Furthermore, if one takes the numerator closure $K = N(T)$ and colors in $\mathbb{Z}/17\mathbb{Z}$, the colors remain distinct in this modulus. This is not an accident! This is part of a more general conjecture about coloring alternating knots. See [16]. Here we prove the conjecture for rational knots and links. The general result is stated below after a few preliminary definitions.

If a crossing in a link diagram is regarded as the tangle $[+1]$ or $[-1]$ then it can be replaced by the tangle $[0]$ or the tangle $[\infty]$, maintaining the same outward connections with the rest of the diagram. Such a replacement is called a *smoothing* of the crossing. A connected link diagram is said to have a *nugatory crossing* if there is a crossing in the link diagram such that one of the smoothings of the diagram yields a disconnected diagram with two non-empty components. In other words, at a nugatory crossing the diagram falls apart into two pieces when it is smoothed in one of the two possible ways. We say that a diagram is *reduced* if it is connected and has no nugatory crossings. One can see easily that any rational tangle diagram with no simplifying Reidemeister one moves is a reduced diagram.

Theorem 5 *Let T be a reduced alternating rational tangle diagram in twist form. Let $C(T)$ be any coloring of T over the integers. Then all the colors*

appearing on the arcs of T are mutually distinct. Furthermore, let $K = N(T)$ be the numerator closure of T and suppose that the determinant of the link K is a prime number p . Then for any coloring of K in $\mathbb{Z}/p\mathbb{Z}$, all the colors on the arcs of K are distinct in $\mathbb{Z}/p\mathbb{Z}$. In other words, if $v(K)$ denotes the number of crossings in the diagram K , then there will be $v(K)$ distinct colors in any coloring of the diagram K in $\mathbb{Z}/p\mathbb{Z}$.

Proof. The key to this proof is the observation that when one colors a reduced rational tangle starting with the integers 0 and 1 at the generating arcs, then all the colors on the other arcs in the tangle are mutually distinct and increase or decrease in absolute value so that the largest colors in absolute value are the ones on the outer arcs of the tangle. We have illustrated this phenomena in Figure 21. Note that in this figure the colors literally increase as one goes through the first horizontal twist out to colors 3 and 4. Then we enter a sequence that is descending to -1 and -6 . The point to note is that this second sequence is genuinely descending and hence the sequence of numbers starting from -1 and -6 is ascending to 3 and 4. The remaining twist sequence ascends to 11 and 18. We leave it as an exercise for the reader to show by induction that this distinctness with maximal value at the periphery holds for any reduced alternating rational tangle in twist form.

Having checked this property for tangles with starting values of 0 and 1 we can now assert its truth for all colorings of the rational tangle by integers. All such colorings are obtained from the given one by multiplying all colors by a non-zero constant or by adding a constant to each label in the coloring. Distinctness and maximality is preserved by these arithmetical operations. Now consider the numerator closure $K = N(T)$. It is not hard to see (and we leave the proof for the reader) that if we start with colors 0 and 1 at the generating arcs of the tangle, and if the resulting coloring has color matrix

$$M(T) = \begin{bmatrix} a & b \\ c & d \end{bmatrix},$$

then $\text{Det}(K) = \pm(b - a)$. By the above discussion we can assume that b and a are the largest colors in absolute value on the diagram of T . Hence when we color K in the modulus $M = |\text{Det}(K)|$ we find that all the colors on K are distinct in $\mathbb{Z}/M\mathbb{Z}$. This proves that the chosen coloring for K has the distinctness property. Now suppose that N is a prime number p . Then $\mathbb{Z}/M\mathbb{Z} = \mathbb{Z}/p\mathbb{Z}$ is a field and hence the operation of multiplication of colors by a non-zero element of $\mathbb{Z}/p\mathbb{Z}$ is invertible. It follows that all colorings constructed from the given coloring by addition of a constant or multiplication by a non-zero constant share in the distinctness property. Since these constitute all the non-trivial colorings of K over $\mathbb{Z}/p\mathbb{Z}$, the proof is complete. \square

Theorem 5 constitutes a proof, for rational knots and links, of a conjecture of Kauffman and Harary [16]. The conjecture states that *if K is a reduced, alternating link diagram, and K has prime determinant p then every coloring of the diagram K in $\mathbb{Z}/p\mathbb{Z}$ has $v(K)$ distinct colors, where $v(K)$ denotes the number of crossings in the diagram K* . The conjecture has been independently verified for rational knots and links and for certain related families of links in [26].

Remark 11 Finally, we note that there is the following mapping

$$J : \text{Color Matrices} \longrightarrow \mathcal{C}$$

induced via

$$J(M(T)) := J\left(\begin{bmatrix} a & b \\ c & d \end{bmatrix}\right) := (b - a) + i(b - d),$$

where *Color Matrices* denotes the set of color matrices satisfying the diagonal sum condition. If M is a color matrix, let M^r be the color matrix obtained by rotating M counterclockwise by 90° . Thus

$$M = \begin{bmatrix} a & b \\ c & d \end{bmatrix}, \quad M^r = \begin{bmatrix} b & c \\ a & d \end{bmatrix}.$$

Note that if $M = M(T)$, then $M^r = M(T^r)$, the matrix of the rotate of the tangle T . Then it is easy to see that

$$J(M^r) = i \cdot J(M).$$

Usually multiplication by i is interpreted as a 90° - rotation of vectors in the complex plane. With the equation

$$J(M(T^r)) = J(M(T)^r) = i J(M(T))$$

we see a new interpretation of i in terms of 90° rotations of tangles or matrices.

We would like to conclude this section by a brief description of the fraction of rational tangles through *conductance*. Conductance is a quantity defined in electrical networks as the inverse of resistance. In [13] the conductance is defined as a weighted sum of maximal trees in a graph divided by a weighted sum of maximal trees in an associated graph, that is obtained by identifying the input and output vertices of the original graph. This definition allows negative values for conductance and it agrees with the classical one, implying that in the resistance one would have to consider also the notion of an amplifier.

Conductance satisfies the law of parallel and series connection as well as the star-triangle relation for appropriate values. Given a knot diagram one can associate a graph, so that the Reidemeister moves on the knot diagram correspond to parallel and series connection of resistances (Kirkhoff laws) and the star-triangle changes in the graph. By defining the conductance on the knot diagram as the conductance on the corresponding graph one shows that the conductance is an isotopy invariant of knots. The conductance of a rational tangle turns out to be the numerical fraction of the tangle and from the above it does not depend on its isotopy class.

6 Negative Unity, the Group $SL(2, \mathbb{Z})$ and Square Dancing

The main result of this last section is integral to an illustrative game for the Conway Theorem on rational tangles. In this game (called ‘Square Dancing’ by Conway) four people hold two ropes, allowing the display of various tangles. The ‘dancers’ are allowed to perform two basic moves called *turn* and *add*. Adding corresponds to an interchange of two dancers that adds one to the corresponding tangle. Turning is a rotation of all four dancers by ninety degrees, accomplishing negative reciprocation of the tangle. We will show in this section that all rational tangles can be produced by these operations, so the players can illustrate the classification theorem.

It is an interesting fact that the operations of *rotation and* $+ [1]$ generate all rational tangles from the starting tangle of $[0]$. In order to see this, we generate the operation $- [1]$ (which is the same as $+ [-1]$) by iteration of the other two. Indeed, we have:

Lemma 12 *The following identity holds for all rational tangles x .*

$$x - [1] = \frac{-1}{\frac{-1}{x} + [1]}.$$

Proof. The thing is that this identity holds for real numbers, thus showing that all rational numbers are generated by *negative reciprocation* and *addition of 1*. Since we know that arithmetical identities about rational tangles correspond to topological identities the above identity is also valid for rational tangles. This is the arithmetic proof. \square

Note that this property is equivalent to saying that

$$(r \circ (+1))^3(x) = x,$$

where r stands for the rotation operation, $+1$ for adding $[1]$, and \circ for composition of functions. That the three-fold iteration of $r \circ (+1)$ gives the identity on any tangle T is illustrated in Figure 23, where we see that after applying $r \circ (+1)$ three times to T , one of the tangle arcs can be isotoped to that the whole tangle is just a turned version of the original.

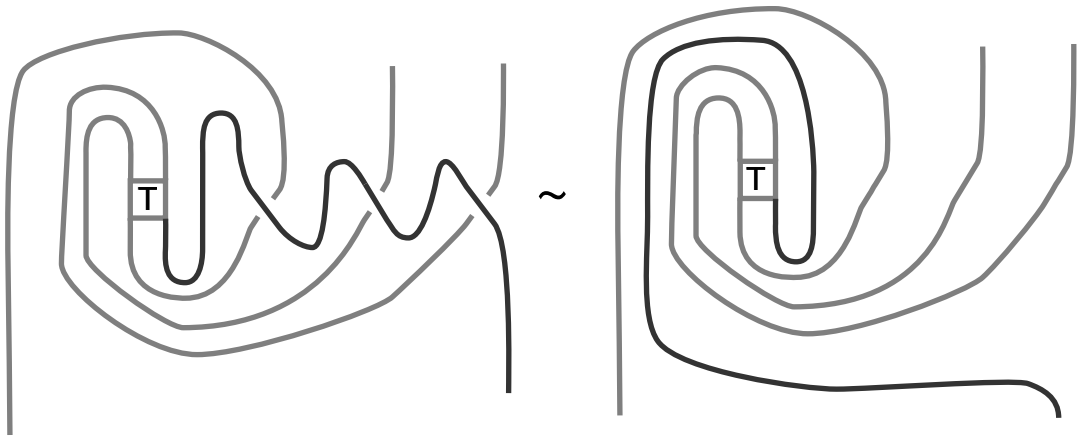


Figure 23 - $(r \circ (+1))^3 = id$

We also note that the statement of Lemma 12 can be modified for any 2-tangle. Now it reads $(r \circ (+1))^3(T) = T^{r^2}$. Figure 23 illustrates the general proof.

In the header to this section, we advertized the group $SL(2, \mathbb{Z})$. The point is that Lemma 12 shows that the arithmetic of rational tangles is just isomorphic to the arithmetic of integer 2×2 matrices of determinant equal to $+1$ (that being the definition of $SL(2, \mathbb{Z})$.) The key point is the well-known fact that $SL(2, \mathbb{Z})$ is generated by matrices that correspond to r (negative reciprocation) and $+1$ (adding one) in the following sense. We define the fraction of a vector v , $[v]$, by the formula

$$[v] = \left[\begin{pmatrix} a \\ b \end{pmatrix} \right] = \frac{a}{b}.$$

We also define the two basic matrices

$$M(r) = \begin{pmatrix} 0 & -1 \\ 1 & 0 \end{pmatrix} \text{ and } M(+1) = \begin{pmatrix} 1 & 1 \\ 0 & 1 \end{pmatrix}.$$

Then

$$[M(r) \cdot v] = \frac{-1}{[v]} \text{ and } [M(+1) \cdot v] = [v] + 1$$

for any vector v . So, we showed here that addition of $[+1]$ and inversion suffice for generating all rational tangles. By the result of this section, the players of the Square Dancing can dance their way through the intricacies of $SL(2, \mathbb{Z})$.

History of rational knots and rational tangles. As explained in [15], rational knots and links were first considered by O. Simony [40, 41, 42, 43] in 1882, taking twistings and knottings of a band. Simony [41] is the first one to relate knots to continued fractions. After about sixty years Tietze wrote a series of papers [47, 48, 49, 50] with reference to Simony's work. Reidemeister [32] in 1929 calculated the knot group of a special class of rational knots, but rational knots were studied by Goeritz [12] and by Bankwitz and Schumann [3] in 1934. In [12] and [3] rational knots are represented as plat closures of four-strand braids.

Figure 2 in [3] illustrates a rational tangle, but no special importance is given to this object. The rational tangle is obtained by a four-strand braid by plat-closing only the top four ends. A rational tangle obtained this way may be said to be between the twist form (Definition 1) and the standard form (Definition 4), in the sense that, if we twist neighbouring endpoints starting from two trivial arcs, we may twist to the right and to the left but only to the bottom, not to the top (see Lage 3 of [3]). In [12] and [3] proofs are given independently and with different techniques that rational knots have 3-strand-braid representations (in [3] using the horizontal-vertical structure of the rational tangles), in the sense that the first strand of the four-strand braids can be free of crossings. The 3-strand-braid representation of a four-plat corresponds to the numerator of a rational tangle in standard form. In [12] and [3] proofs are also given that rational knots are alternating. The proof of this fact in [3] can be easily applied on the corresponding rational tangles in standard form.

It was not until 1956 that Schubert [36] classified rational knots by finding canonical forms via representing them as 2-bridge knots. His proof was based on Seifert's observation [38] that the 2-fold branched coverings of 2-bridge knots give rise to lens spaces and on the classification of lens spaces by Reidemeister [33] using Reidemeister torsion (and later by Brody [4, 5] using knot theory in lens spaces). Schubert's theorem was reformulated by Conway [8] in terms of rational tangles. See the paper of Siebenmann [39] for an excellent exposition and see the book by Bonahon and Siebenmann [3] for developments about tangles circa 1980.

Acknowledgments. It gives us great pleasure to thank John Conway, Ray

Lickorish and Jozef Przytycki for useful conversations. We also thank Jozef Przytycki for telling us about the work of Simony and of Tietze.

References

- [1] C. BANKWITZ AND H.G. SCHUMANN, Über Viergeflechte, *Abh. Math. Sem. Univ. Hamburg*, **10** (1934), 263–284.
- [2] S. BLEILER AND J. MORIAH, Heegaard splittings and branched coverings of B^3 , *Math. Ann.*, **281**, 531–543.
- [3] F. BONAHOON, L. SIEBENMANN, “Geometric splittings of classical knots and Conway’s algebraic knots”, unpublished notes, 1980.
- [4] J.E. BRODY, “On the Fox Invariant”, PhD thesis, Princeton University, 1954.
- [5] J.E. BRODY, The topological classification of the lens spaces, *Annals of Mathematics*, **71** (1960), 163–184.
- [6] G. BURDE, Verschlingungsinvarianten von Knoten und Verkettungen mit zwei Brüchen, *Math. Zeitschrift*, **145** (1975), 235–242.
- [7] G. BURDE, H. ZIESCHANG, “Knots”, de Gruyter Studies in Mathematics **5**, 1985.
- [8] J.H. CONWAY, An enumeration of knots and links and some of their algebraic properties, *Proceedings of the conference on Computational problems in Abstract Algebra held at Oxford in 1967*, J. Leech ed., (First edition 1970), Pergamon Press, 329–358.
- [9] J. DYMARA, T. JANUSZKIEWICZ, J.H. PRZYTYCKI, Symplectic structure on colorings, preprint 2001.
- [10] C.ERNST, D.W. SUMNERS, A calculus for rational tangles: Applications to DNA Recombination, *Math. Proc. Camb. Phil. Soc.*, **108** (1990), 489–515.
- [11] J.S. FRAME, Continued fractions and matrices, Classroom notes, C.B. Allendoerfer ed., *The Amer. Math. Monthly*, **56** (1949), 98–103.
- [12] L. GOERITZ, Bemerkungen zur Knotentheorie, *Abh. Math. Sem. Univ. Hamburg*, **10** (1934), 201–210.
- [13] J.R. GOLDMAN, L.H. KAUFFMAN, Knots, Tangles and Electrical Networks, *Advances in Applied Math.*, **14** (1993), 267–306.
- [14] J.R. GOLDMAN, L.H. KAUFFMAN, Rational Tangles, *Advances in Applied Math.*, **18** (1997), 300–332.

- [15] E. GRGETA, “Simony, Knots, and Continued Fractions”, Senior Thesis, George Washington University, 1998; Supervisor J.H. Przytycki.
- [16] F. HARARY, L.H. KAUFFMAN, Knots and Graphs I—Arc Graphs and Colorings, *Advances in Applied Math.*, **22** (1999), 312–337.
- [17] L.H. KAUFFMAN, S. LAMBROPOULOU, On the Classification of Rational Knots, to appear in *L’Enseignement Mathématique*.
- [18] A. KAWAUCHI, “A survey of knot theory”, Birkhäuser Verlag, 1996.
- [19] A.YA. KHINCHIN, “Continued Fractions”, Dover, 1997 (republishing of the 1964 edition of Chicago Univ. Press).
- [20] K. KOLDEN, Continued fractions and linear substitutions, *Archiv for Math. og Naturvidenskab*, **6** (1949), 141–196.
- [21] W.B.R. LICKORISH, private conversation, Fall 2000.
- [22] W. MENASCO, M. THISTLETHWAITE, The classification of alternating links, *Annals of Mathematics*, **138** (1993), 113–171.
- [23] J.M. MONTESINOS, Revêtements ramifiés des noeuds, Espaces fibres de Seifert et scindements de Heegaard, *Publicaciones del Seminario Matemático García de Galdeano, Serie II, Sección 3* (1984).
- [24] K. MURASUGI, “Knot theory and its applications”, Translated from the 1993 Japanese original by B. Kurpita, Birkhäuser Verlag (1996).
- [25] C.D. OLDS, “Continued Fractions”, New Mathematical Library, Math. Assoc. of America, **9**, 1963.
- [26] L. PERSON, M. DUNNE, J. DENINNO, B. GUNTEL AND L. SMITH, Colorings of rational, alternating knots and links, (preprint 2002).
- [27] V.V. PRASOLOV, A.B. SOSSINSKY, “Knots, Links, Braids and 3-Manifolds”, AMS Translations of Mathematical Monographs **154** (1997).
- [28] J.H. PRZYTICKI, 3-coloring and other elementary invariants of knots, *Banach Center Publications*, Vol. 42, *Knot Theory*, 1998, 275–295.
- [29] J.H. PRZYTICKI, Three talks in Cuautitlan under the general title: Topología algebraica basada sobre nudos, *Proceedings of the First International Workshop on Graphs – Operads – Logic*, Cuautitlan, Mexico, March 12–16, 2001, to appear 2003. (see: <http://front.math.ucdavis.edu/math.GT/0109029>)
- [30] J.H. PRZYTICKI AND A. YASUHARA, Symmetry of links and classification of lens spaces, preprint, arXiv:math.GT/0011119 17 Nov 2000.

- [31] K. REIDEMEISTER, Knotentheorie, *Ergebn. Math. Grenzgeb.*, **1**; Berlin: Springer-Verlag (1932). Reprint, Chelsea, New York, 1948. (English translation: Knot theory, BSC Associates, Moscow, Idaho, USA, 1983).
- [32] K. REIDEMEISTER, Knoten und Verkettungen, *Math. Zeitschrift*, **29** (1929), 713–729.
- [33] K. REIDEMEISTER, Homotopieringe und Linsenräume, *Abh. Math. Sem. Hamburg*, **11** (1936), 102–109.
- [34] D. ROLFSEN, “Knots and Links”, Publish or Perish Press, Berkeley (1976).
- [35] J. SAWOLLEK, Alternating diagrams of 4-regular graphs in 3-space, *Topology Appl.*, **93** (1999), no. 3, 261–273.
- [36] H. SCHUBERT, Knoten mit zwei Brücken, *Math. Zeitschriften*, **65** (1956), 133–170.
- [37] H. SEIFERT, W. THRELFALL, “Lehrbuch der Topologie”, Leipzig, 1934, Chelsea, 1947; “A Textbook of Topology”, Translated by Michael A. Goldman Ed. by Joan S. Birman and Julian Eisner Academic Press (1980)
- [38] H. SEIFERT, Die Verschlingungsinvarianten der zyklischen Knotenüberlagerungen, *Abh. Math. Sem. Hamburg*, **11** (1936), 84–101.
- [39] L. SIEBENMANN, Lecture Notes on Rational Tangles, Orsay (1972) (unpublished).
- [40] O. SIMONY, Über eine Reihe neuer Thatsachen aus dem Gebiete der Topologie, *Math. Annalen*, **19** (1882), 110–120.
- [41] O. SIMONY, Über eine Reihe neuer Thatsachen aus dem Gebiete der Topologie, Teil II, *Math. Annalen*, **24** (1884), 253–280.
- [42] O. SIMONY, Demonstration eines neuen topologischen Apparates zur Herstellung gewisser, zahlentheoretisch verwerthbarer Knotensysteme, *Deutsch.Natf. Tagebl.*, (1887), 110–111.
- [43] O. SIMONY, Über den Zusammenhang gewisser topologischer Thatsachen mit neuen Sätzen der höheren Arithmetik und dessen theoretische Bedeutung [1887], *Wien, Ak. Sber*, **96** (1888), (Abth.2), 191–286; *Deutsch.Natf. Tagebl.*, (1887), 229–231.
- [44] D.W. SUMNERS, Untangling DNA, *Math.Intelligencer*, **12** (1990), 71–80.
- [45] C. SUNDBERG, M. THISTLETHWAITE, The rate of growth of the number of alternating links and tangles, *Pacific J. Math.*, **182** No. 2 (1998), 329–358.
- [46] P.G. TAIT, On knots I. II. III. Scientific Papers, I. 273–437, 1877–1885, London: Cambridge Univ. Press 1898.

- [47] H. TIETZE, Über verknötete und verkettete Linien. I. Über die speziellen Simony-Knoten und Simony-Ketten, *S.-B. Math.-Nat. Abt. Bayer. Akad. Wiss.*, (1942), 53–62.
- [48] H. TIETZE, Bemerkungen über verknötete und verkettete Linien. II. Vorgeschriebene singuläre Primzahlen für eine Simony-Figur und für ihr Spiegelbild, *S.-B. Math.-Nat. Abt. Bayer. Akad. Wiss.*, (1943), 265–268.
- [49] H. TIETZE, Über spezielle Simony-Knoten und Simony-Ketten mit vorgeschriebenen singulären Primzahlen, I, II, *Monatshefte für Math. und Phys.*, **51** (1943-44), pp. 1–14 and 85–100.
- [50] H. TIETZE, Über spezielle Simony-Knoten und Simony-Ketten mit vorgeschriebenen singulären Primzahlen für die Figur und für ihr Spiegelbild, *Math. Zeitschrift*, **49** (1943-44), 351–369.
- [51] H.S. WALL, “Analytic Theory of Continued Fractions”, D. Van Nostrand Company, Inc., 1948.

L.H.KAUFFMAN: DEPARTMENT OF MATHEMATICS, STATISTICS AND COMPUTER SCIENCE, UNIVERSITY OF ILLINOIS AT CHICAGO, 851 SOUTH MORGAN ST., CHICAGO IL 60607-7045, U.S.A.

S.LAMBROPOULOU: NATIONAL TECHNICAL UNIVERSITY OF ATHENS, DEPARTMENT OF MATHEMATICS, ZOGRAFOU CAMPUS, GR-157 80 ATHENS, GREECE.

E-MAILS: kauffman@math.uic.edu
<http://www.math.uic.edu/~kauffman/>

sofia@math.ntua.gr
<http://users.ntua.gr/sofia/>