
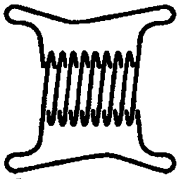
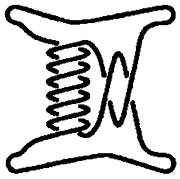
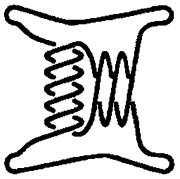
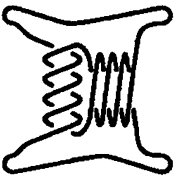
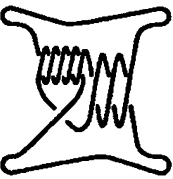

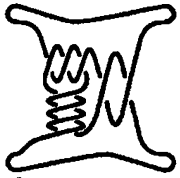

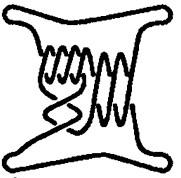
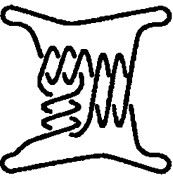





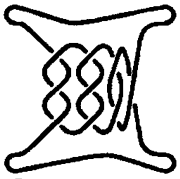
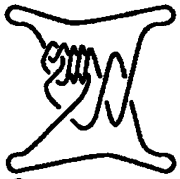
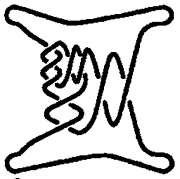




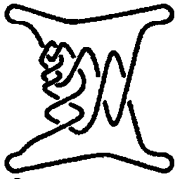





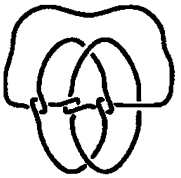

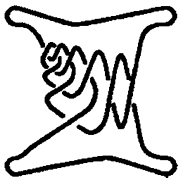
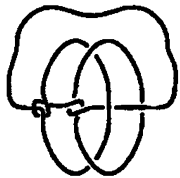
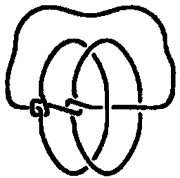
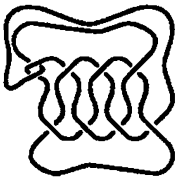
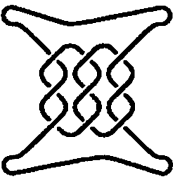


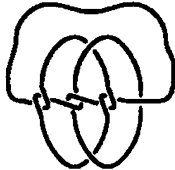
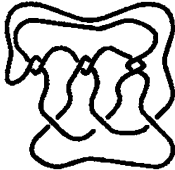

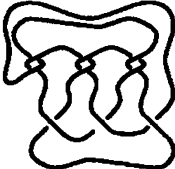





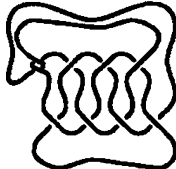

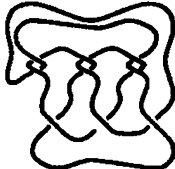
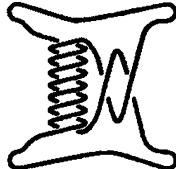
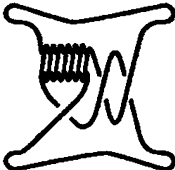
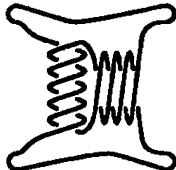
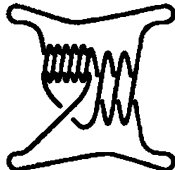
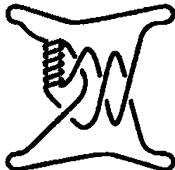
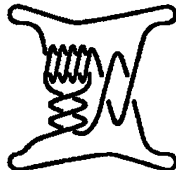

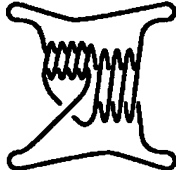
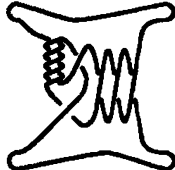

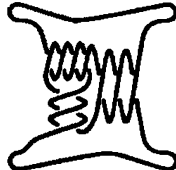



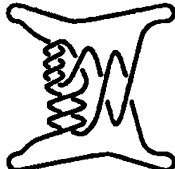
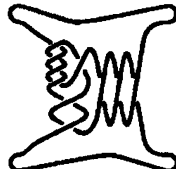








F.1 knot diagram



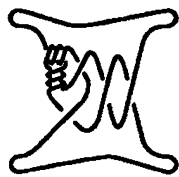
 9 <sub>1</sub> 9	 9 <sub>2</sub> 72	 9 <sub>3</sub> 63	 9 <sub>4</sub> 54	 9 <sub>5</sub> 513
 9 <sub>6</sub> 522	 9 <sub>7</sub> 342	 9 <sub>8</sub> 2412	 9 <sub>9</sub> 423	 9 <sub>10</sub> 333
 9 <sub>11</sub> 4122	 9 <sub>12</sub> 4212	 9 <sub>13</sub> 3213	 9 <sub>14</sub> 41112	 9 <sub>15</sub> 2322
 9 <sub>16</sub> 3,3,2+	 9 <sub>17</sub> 21312	 9 <sub>18</sub> 3222	 9 <sub>19</sub> 23112	 9 <sub>20</sub> 31212
 9 <sub>21</sub> 31122	 9 <sub>22</sub> 211,3,2	 9 <sub>23</sub> 22122	 9 <sub>24</sub> 3,21,2+	 9 <sub>25</sub> 22,21,2
 9 <sub>26</sub> 311112	 9 <sub>27</sub> 212112	 9 <sub>28</sub> 21,21,2+	 9 <sub>29</sub> 2 20 2	 9 <sub>30</sub> 211,21,2
 9 <sub>31</sub> 2111112	 9 <sub>32</sub> 21 20	 9 <sub>33</sub> 21 2	 9 <sub>34</sub> 8*20	 9 <sub>35</sub> 3,3,3

 936 22,3,2	 937 3,21,21	 938 2 2 2	 939 2 2 20	 940 9*
 941 20 20 20	 942 22,3,2-	 943 211,3,2-	 944 22,21,2-	 945 211,21,2-
 946 3,3,21-	 947 8* -20	 948 21,21,21-	 949 -20 -20 -20	 101 82
 102 712	 103 64	 104 613	 105 6112	 106 532
 107 5212	 108 514	 109 5113	 1010 51112	 1011 433
 1012 4312	 1013 4222	 1014 42112	 1015 4132	 1016 4123
 1017 4114	 1018 41122	 1019 41113	 1020 352	 1021 3412

APPENDIX F TABLES OF DATA



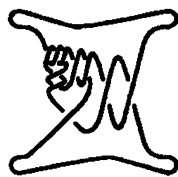
10<sub>22</sub> 3313




10<sub>23</sub> 33112



10<sub>24</sub> 3232



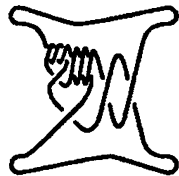
10<sub>25</sub> 32212



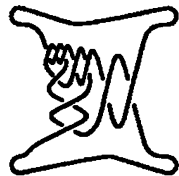
10<sub>26</sub> 32113



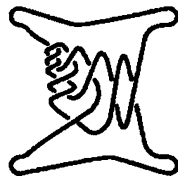
10<sub>27</sub> 321112



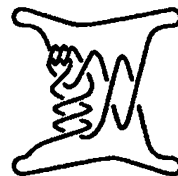
10<sub>28</sub> 31312



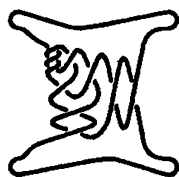
10<sub>29</sub> 31222




10<sub>30</sub> 312112



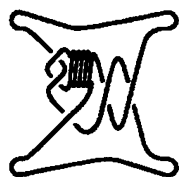
10<sub>31</sub> 31132



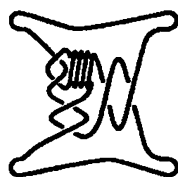
10<sub>32</sub> 311122



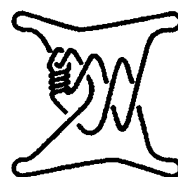
10<sub>33</sub> 311113



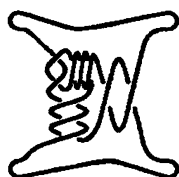
10<sub>34</sub> 2512



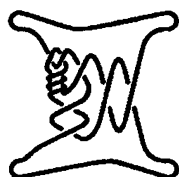
10<sub>35</sub> 2422



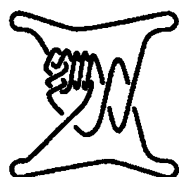
10<sub>36</sub> 24112



10<sub>37</sub> 2332




10<sub>38</sub> 23122




10<sub>39</sub> 22312



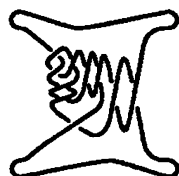
10<sub>40</sub> 222112



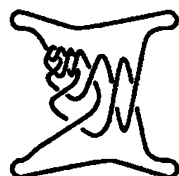
10<sub>41</sub> 221212



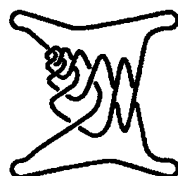
10<sub>42</sub> 2211112



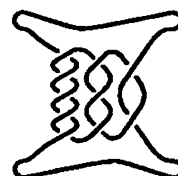
10<sub>43</sub> 212212



10<sub>44</sub> 2121112




10<sub>45</sub> 21111112




10<sub>46</sub> 5,3,2




10<sub>47</sub> 5,21,2




10<sub>48</sub> 41,3,2




10<sub>49</sub> 41,21,2




10<sub>50</sub> 32,3,2




10<sub>51</sub> 32,21,2



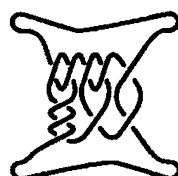
10<sub>52</sub> 311,3,2




10<sub>53</sub> 311,21,2



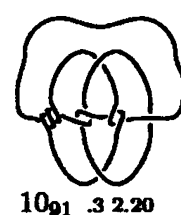
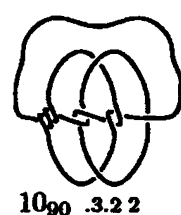
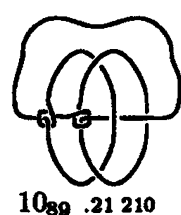


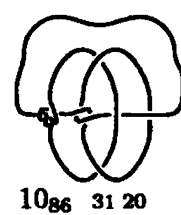
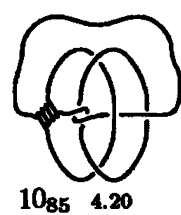
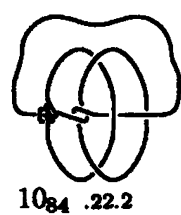
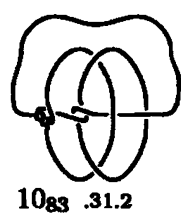
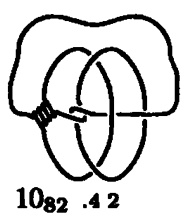





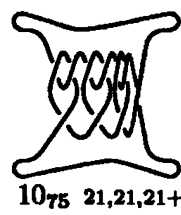

















10<sub>54</sub> 23,3,2



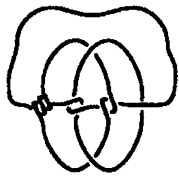
10<sub>55</sub> 23,21,2



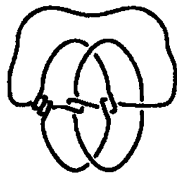
10<sub>56</sub> 221,3,2



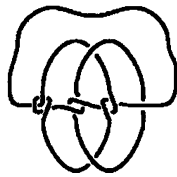
APPENDIX F TABLES OF DATA



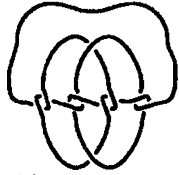
10<sub>93</sub> 3 20 2



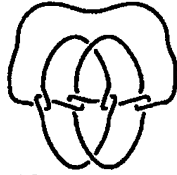
10<sub>94</sub> 30 2 2



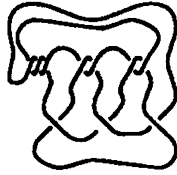
10<sub>95</sub> 210 2 2



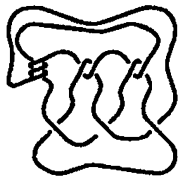
10<sub>98</sub> 2 2 2 20



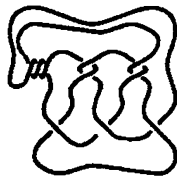
10<sub>99</sub> 2 2 20 20



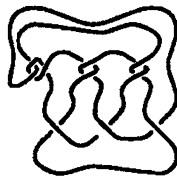
10<sub>100</sub> 3 2 2



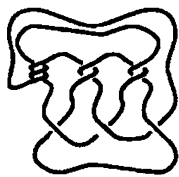
10<sub>103</sub> 30 2 2



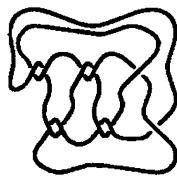
10<sub>104</sub> 3 20 20



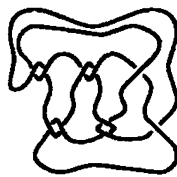
10<sub>105</sub> 21 20 20



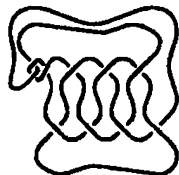
10<sub>108</sub> 30 20 20



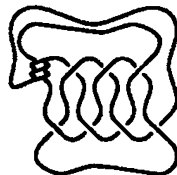
10<sub>109</sub> 2 2 2 2



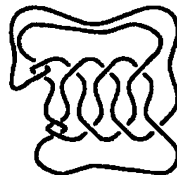
10<sub>110</sub> 2 2 2 20



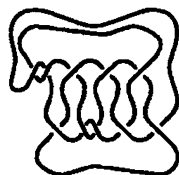
10<sub>113</sub> 8\*21



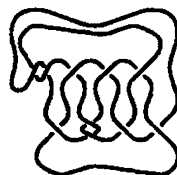
10<sub>114</sub> 8\*30



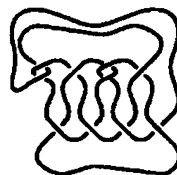
10<sub>115</sub> 8\*20 20



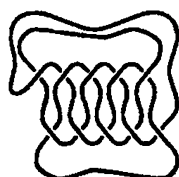
10<sub>118</sub> 8\*2 2



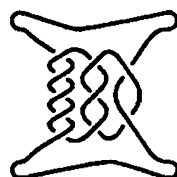
10<sub>119</sub> 8\*2 20



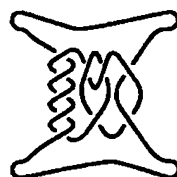
10<sub>120</sub> 8\*20 20



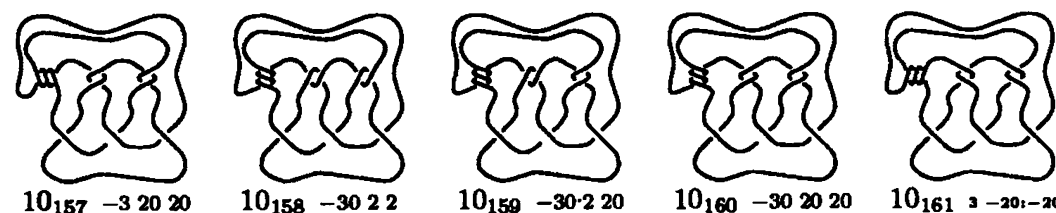
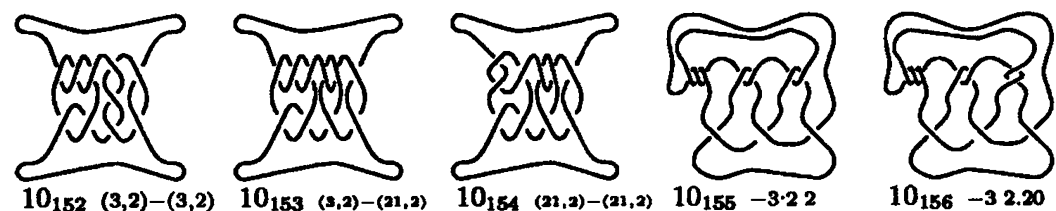
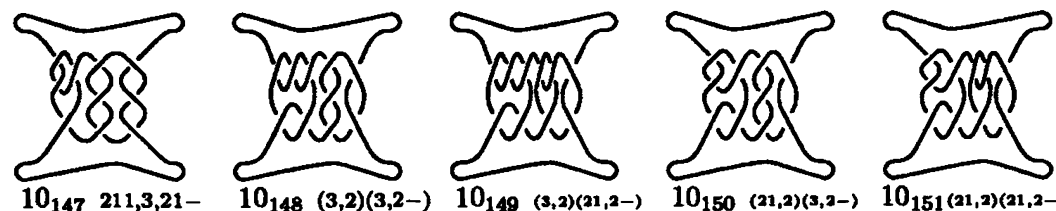
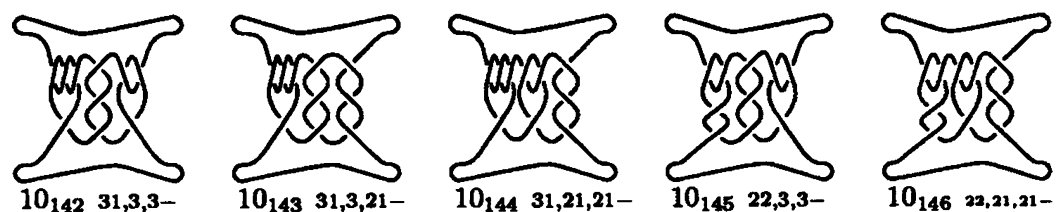
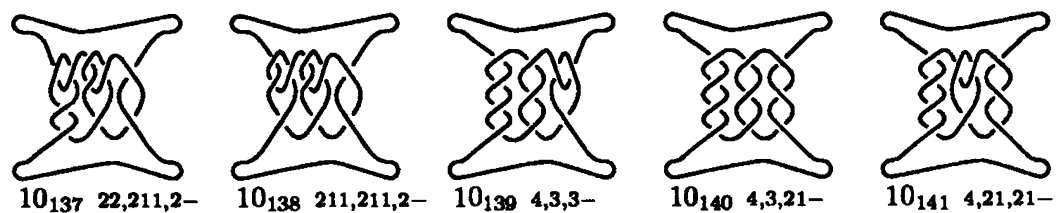

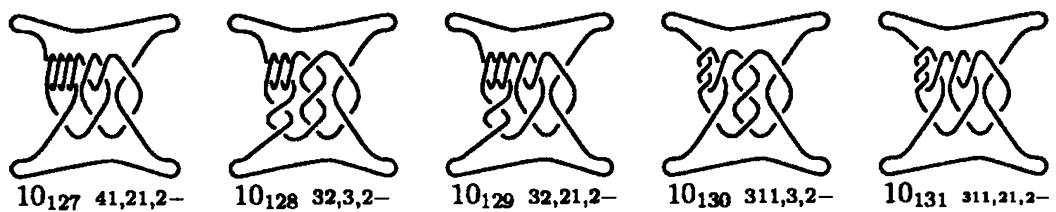
10<sub>123</sub> 10\*

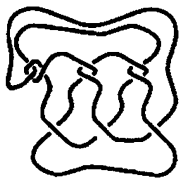
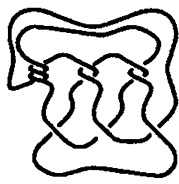
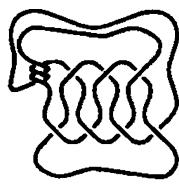
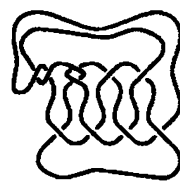
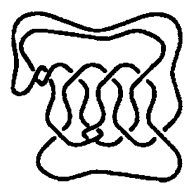


10<sub>124</sub> 5,3,2-



10<sub>125</sub> 5,21,2-



 $10_{162} \ 21 \ -20 \ -20$  $10_{163} \ -30_1 \ -20_1 \ -20$  $10_{164} \ 8^* \ -30$  $10_{165} \ 8^{*2} \ -20$  $10_{166} \ 8^{*2} \ -20$